


VISION

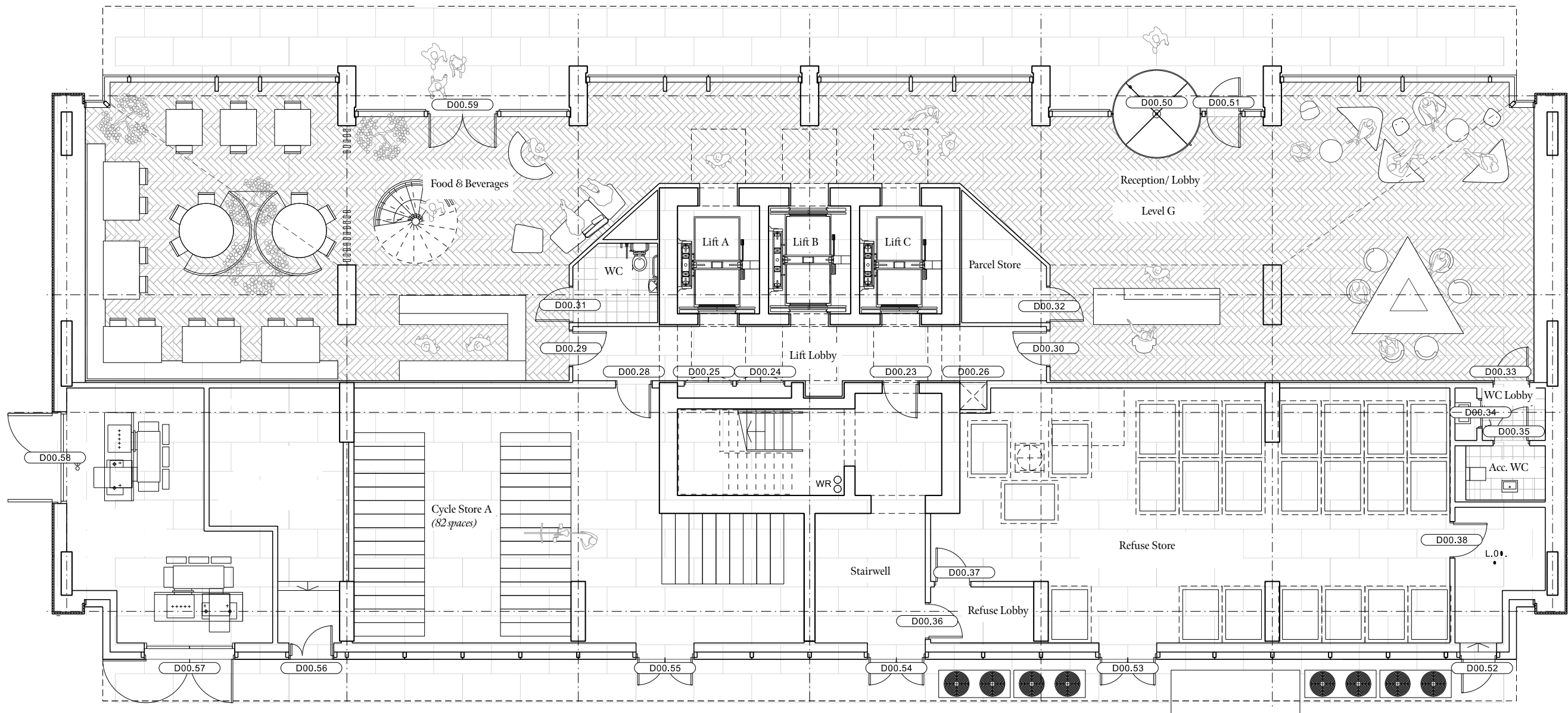
MANCHESTER

Floorplans





Ground Floor



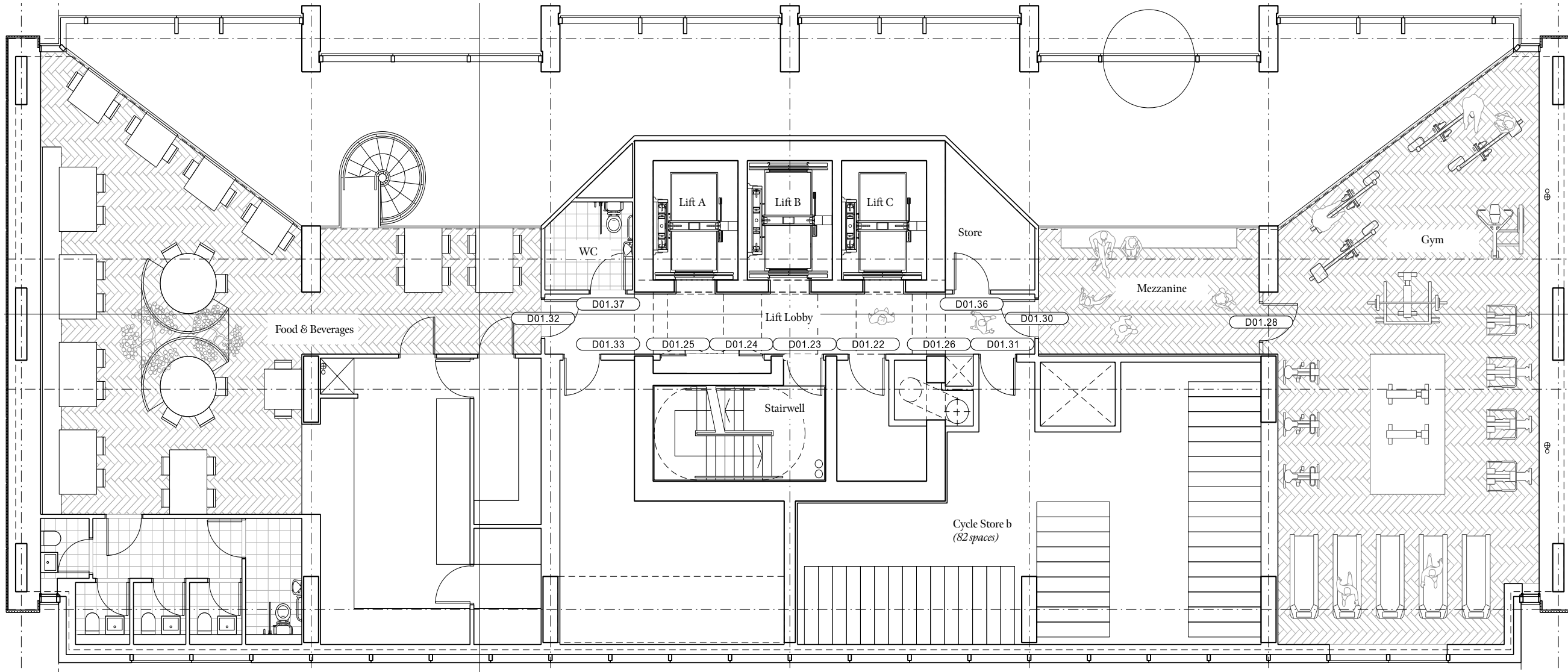


1st Floor

VISION
MANCHESTER

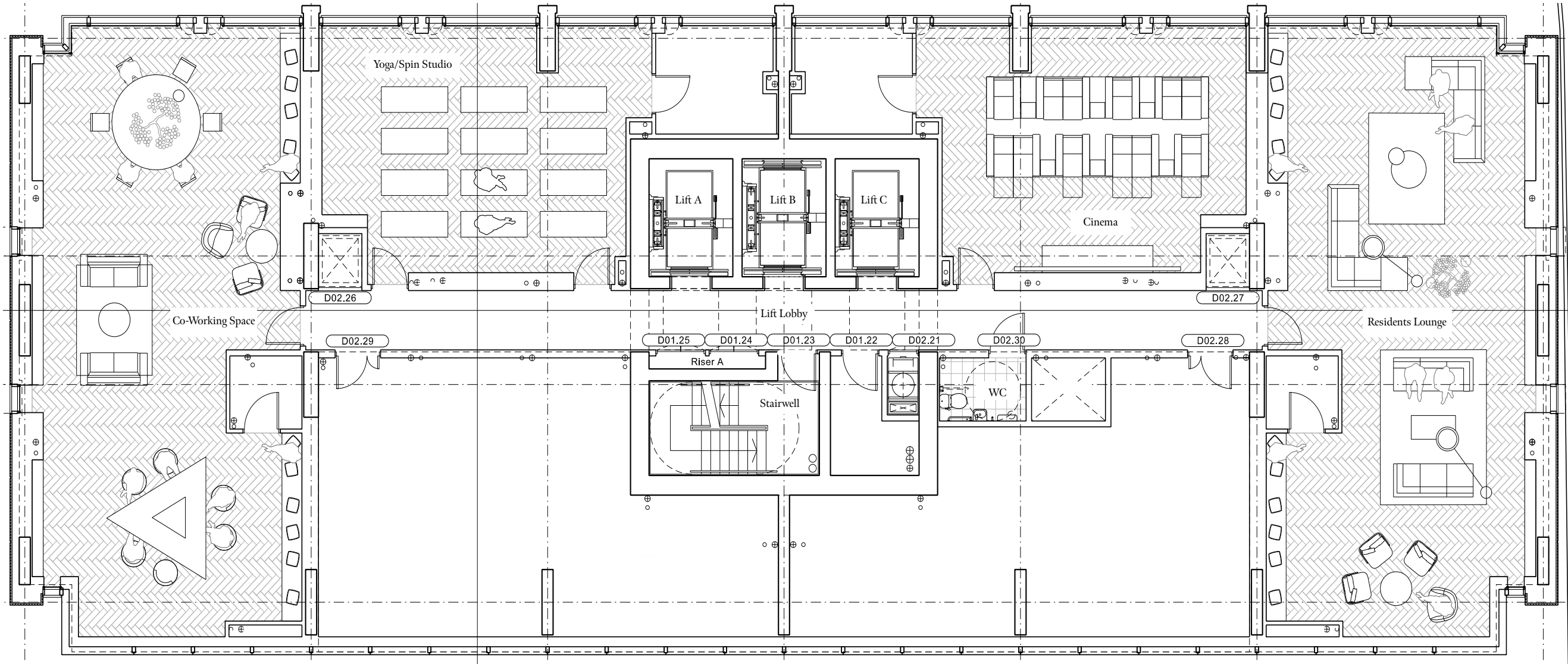
ALLIANCE
INVESTMENTS

Vision Manchester
Floorplans
visionmanchester.com



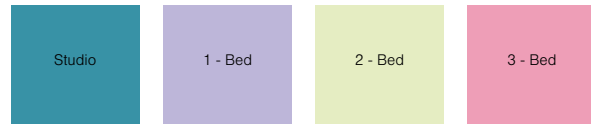


2nd Floor





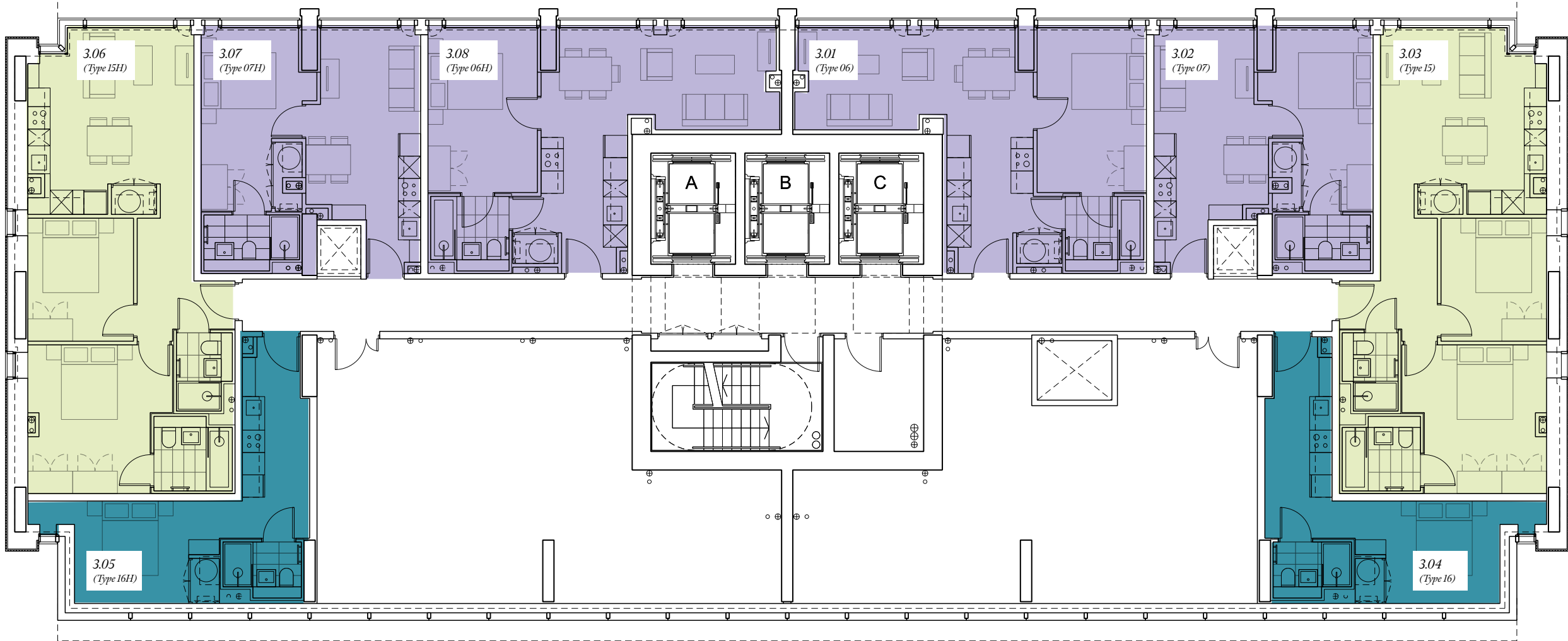
3rd Floor



VISION
MANCHESTER

ALLIANCE
INVESTMENTS

Vision Manchester
Floorplans
visionmanchester.com



1 Bed Apartment
3.01 - (Type 06)

Rooms	m
Kitchen/lounge	3.855 x 2.315 (max)
	plus 6.395 x 2.545
Bedroom 1	2.93 x 4.23
Bathroom	2.1 x 1.7

1 Bed Apartment
3.02 - (Type 07)

Rooms	m
Kitchen/lounge	6.4 x 3.075 (max)
Bedroom 1	4.73 x 2.605 (min)
Bathroom	2.56 x 1.2

2 Bed Apartment
3.03 - (Type 15)

Rooms	m
Kitchen/lounge	4.815 x 4.45
Bedroom 1	3.985 x 3.28 (max)
En-suite (1)	2.1 x 1.7
Bedroom 2	3.3 x 2.83
Bathroom	2.1 x 1.2
Hall	2.975 x 1.52 (min)

1 Bed Apartment
3.04 - (Type 16)

Rooms	m
Bedroom 1	3.06 x 2.75 (min)
Kitchen/lounge	4.4 x 1.8
Bathroom	2.1 x 1.2

1 Bed Apartment
3.05 - (Type 16H)

Rooms	m
Bedroom 1	3.06 x 2.75 (min)
Kitchen/lounge	4.4 x 1.8
Bathroom	2.1 x 1.2

2 Bed Apartment
3.06 - (Type 15H)

Rooms	m
Kitchen/lounge	4.815 x 4.45
Bedroom 1	3.985 x 3.28 (max)
En-suite (1)	2.1 x 1.7
Bedroom 2	3.3 x 2.83
Bathroom	2.1 x 1.7
Hall	2.975 x 1.52 (min)

1 Bed Apartment
3.07 - (Type 07H)

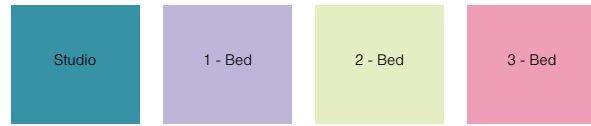
Rooms	m
Kitchen/lounge	6.4 x 3.075 (max)
Bedroom 1	4.73 x 2.605 (min)
Bathroom	2.56 x 1.2

1 Bed Apartment
3.08 - (Type 06H)

Rooms	m
Kitchen/lounge	3.855 x 2.315 (max)
	plus 6.395 x 2.545
Bedroom 1	2.93 x 4.23
Bathroom	2.1 x 1.7



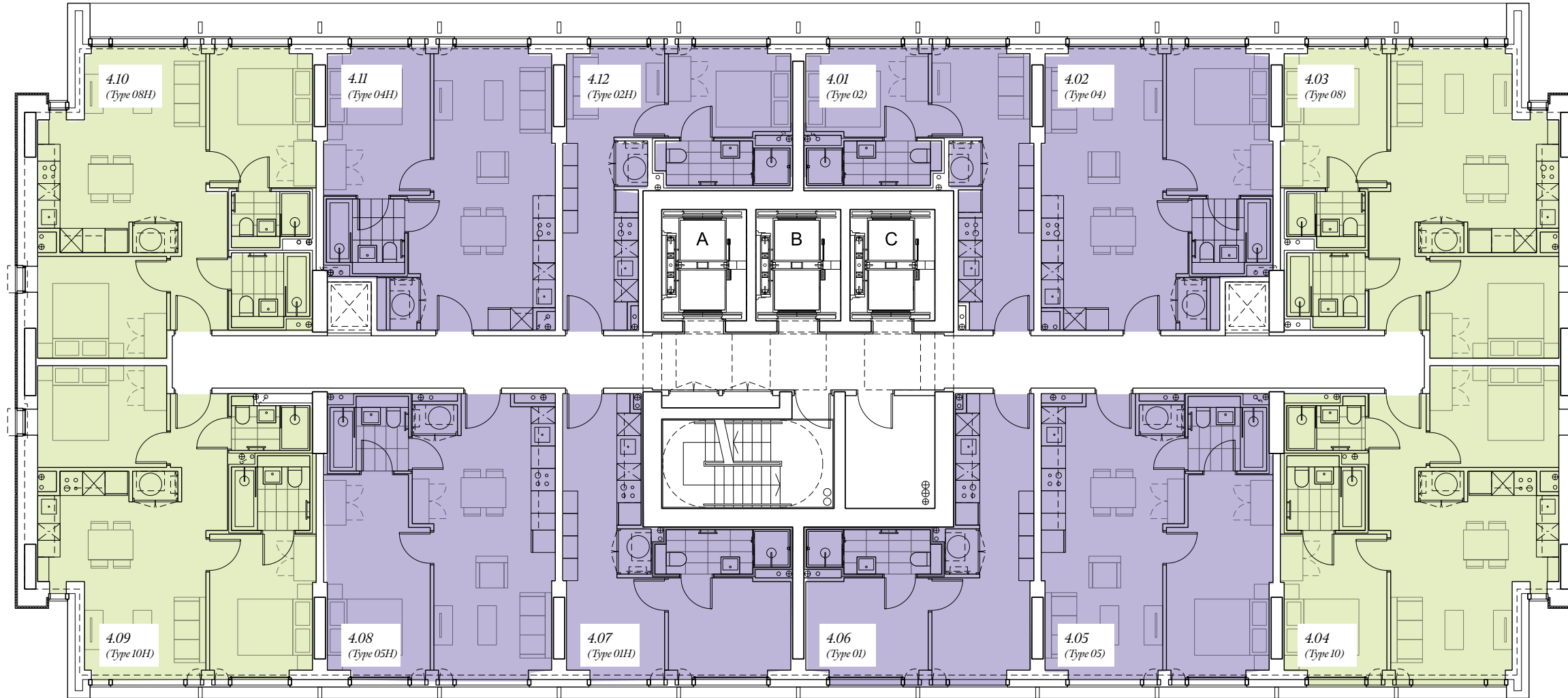
4th Floor



VISION MANCHESTER

ALLIANCE INVESTMENTS

Vision Manchester Floorplans
visionmanchester.com



1 Bed Apartment
4.01 - (Type 02)

Rooms	m
Kitchen/lounge	5.165 x 2.02 plus 2.625 x 2.235
Bedroom 1	3.275 x 2.085
Bathroom	3.315 x 1.190

1 Bed Apartment
4.02 - (Type 04)

Rooms	m
Kitchen/lounge	7.4 x 3.15 (min)
Bedroom 1	3.79 x 2.75
Bathroom	2.1 x 1.7

2 Bed Apartment
4.03 - (Type 08)

Rooms	m
Kitchen/lounge	4.5 x 5.325 (max)
Bedroom 1	3.59 x 2.75
En-suite (1)	2.1 x 1.2
Bedroom 2	3.45 x 2.725
Bathroom	2.1 x 1.7
Hall	2.895 x 1.23

2 Bed Apartment
4.04 - (Type 10)

Rooms	m
Kitchen/lounge	5.325 x 4.5 (max)
Bedroom 1	3.64 x 2.75
En-suite (1)	2.1 x 1.7
Bedroom 2	3.45 x 2.75
Bathroom	2.1 x 1.2
Hall	2.895 x 1.23

1 Bed Apartment
4.05 - (Type 05)

Rooms	m
Kitchen/lounge	7.05 x 3.150
Bedroom 1	5.23 x 2.75 (max)
Bathroom	2.1 x 1.7

1 Bed Apartment
4.06 - (Type 01)

Rooms	m
Kitchen/lounge	4.93 x 2.095 plus 2.626 x 2.47
Bedroom 1	3.275 x 2.37
Bathroom	3.315 x 1.190

1 Bed Apartment
4.07 - (Type 01H)

Rooms	m
Kitchen/lounge	4.93 x 2.095 plus 2.626 x 2.47
Bedroom 1	3.275 x 2.37
Bathroom	3.315 x 1.190

1 Bed Apartment
4.08 - (Type 05H)

Rooms	m
Kitchen/lounge	7.05 x 3.150
Bedroom 1	5.23 x 2.75 (max)
Bathroom	2.1 x 1.7

2 Bed Apartment
4.09 - (Type 10H)

Rooms	m
Kitchen/lounge	5.325 x 4.5 (max)
Bedroom 1	3.64 x 2.75
En-suite (1)	2.1 x 1.7
Bedroom 2	3.45 x 2.75
Bathroom	2.1 x 1.2
Hall	2.895 x 1.23

2 Bed Apartment
4.10 - (Type 08H)

Rooms	m
Kitchen/lounge	4.5 x 5.325 (max)
Bedroom 1	3.59 x 2.75
En-suite (1)	2.1 x 1.2
Bedroom 2	3.45 x 2.725
Bathroom	2.1 x 1.7
Hall	2.895 x 1.23

1 Bed Apartment
4.11 - (Type 04H)

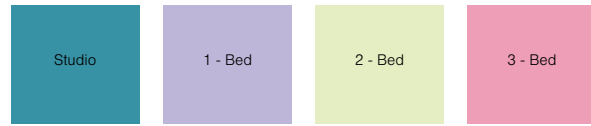
Rooms	m
Kitchen/lounge	7.4 x 3.15 (min)
Bedroom 1	3.79 x 2.75
Bathroom	2.1 x 1.7

1 Bed Apartment
4.12 - (Type 02H)

Rooms	m
Kitchen/lounge	5.165 x 2.02 plus 2.625 x 2.235
Bedroom 1	3.275 x 2.085
Bathroom	3.315 x 1.190



5th Floor

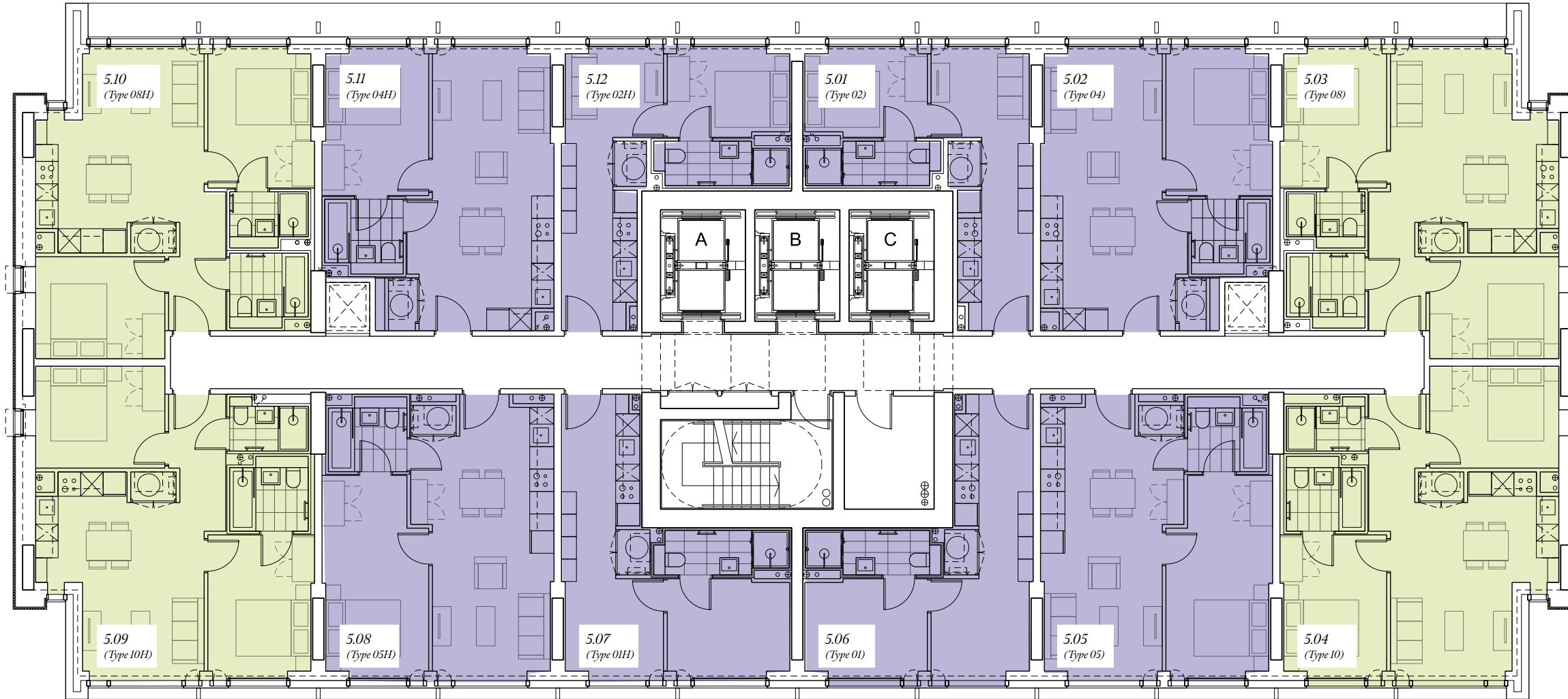


VISION
MANCHESTER

ALLIANCE
INVESTMENTS

Vision Manchester
Floorplans

visionmanchester.com



1 Bed Apartment
5.01 - (Type 02)

Rooms	m
Kitchen/lounge	5.165 x 2.02 plus 2.625 x 2.235
Bedroom 1	3.275 x 2.085
Bathroom	3.315 x 1.190

1 Bed Apartment
5.02 - (Type 04)

Rooms	m
Kitchen/lounge	7.4 x 3.15 (min)
Bedroom 1	3.79 x 2.75
Bathroom	2.1 x 1.7

2 Bed Apartment
5.03 - (Type 08)

Rooms	m
Kitchen/lounge	4.5 x 5.325 (max)
Bedroom 1	3.59 x 2.75
En-suite (1)	2.1 x 1.2
Bedroom 2	3.45 x 2.725
Bathroom	2.1 x 1.7
Hall	2.895 x 1.23

2 Bed Apartment
5.04 - (Type 10)

Rooms	m
Kitchen/lounge	5.325 x 4.5 (max)
Bedroom 1	3.64 x 2.75
En-suite (1)	2.1 x 1.7
Bedroom 2	3.45 x 2.75
Bathroom	2.1 x 1.2
Hall	2.895 x 1.23

1 Bed Apartment
5.05 - (Type 05)

Rooms	m
Kitchen/lounge	7.05 x 3.150
Bedroom 1	5.23 x 2.75 (max)
Bathroom	2.1 x 1.7

1 Bed Apartment
5.06 - (Type 01)

Rooms	m
Kitchen/lounge	4.93 x 2.095 plus 2.626 x 2.47
Bedroom 1	3.275 x 2.37
Bathroom	3.315 x 1.190

1 Bed Apartment
5.07 - (Type 01H)

Rooms	m
Kitchen/lounge	4.93 x 2.095 plus 2.626 x 2.47
Bedroom 1	3.275 x 2.37
Bathroom	3.315 x 1.190

1 Bed Apartment
5.08 - (Type 05H)

Rooms	m
Kitchen/lounge	7.05 x 3.150
Bedroom 1	5.23 x 2.75 (max)
Bathroom	2.1 x 1.7

2 Bed Apartment
5.09 - (Type 10H)

Rooms	m
Kitchen/lounge	5.325 x 4.5 (max)
Bedroom 1	3.64 x 2.75
En-suite (1)	2.1 x 1.7
Bedroom 2	3.45 x 2.75
Bathroom	2.1 x 1.2
Hall	2.895 x 1.23

2 Bed Apartment
5.10 - (Type 08H)

Rooms	m
Kitchen/lounge	4.5 x 5.325 (max)
Bedroom 1	3.59 x 2.75
En-suite (1)	2.1 x 1.2
Bedroom 2	3.45 x 2.725
Bathroom	2.1 x 1.7
Hall	2.895 x 1.23

1 Bed Apartment
5.11 - (Type 04H)

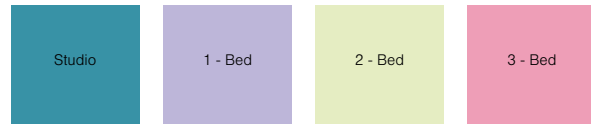
Rooms	m
Kitchen/lounge	7.4 x 3.15 (min)
Bedroom 1	3.79 x 2.75
Bathroom	2.1 x 1.7

1 Bed Apartment
5.12 - (Type 02H)

Rooms	m
Kitchen/lounge	5.165 x 2.02 plus 2.625 x 2.235
Bedroom 1	3.275 x 2.085
Bathroom	3.315 x 1.190



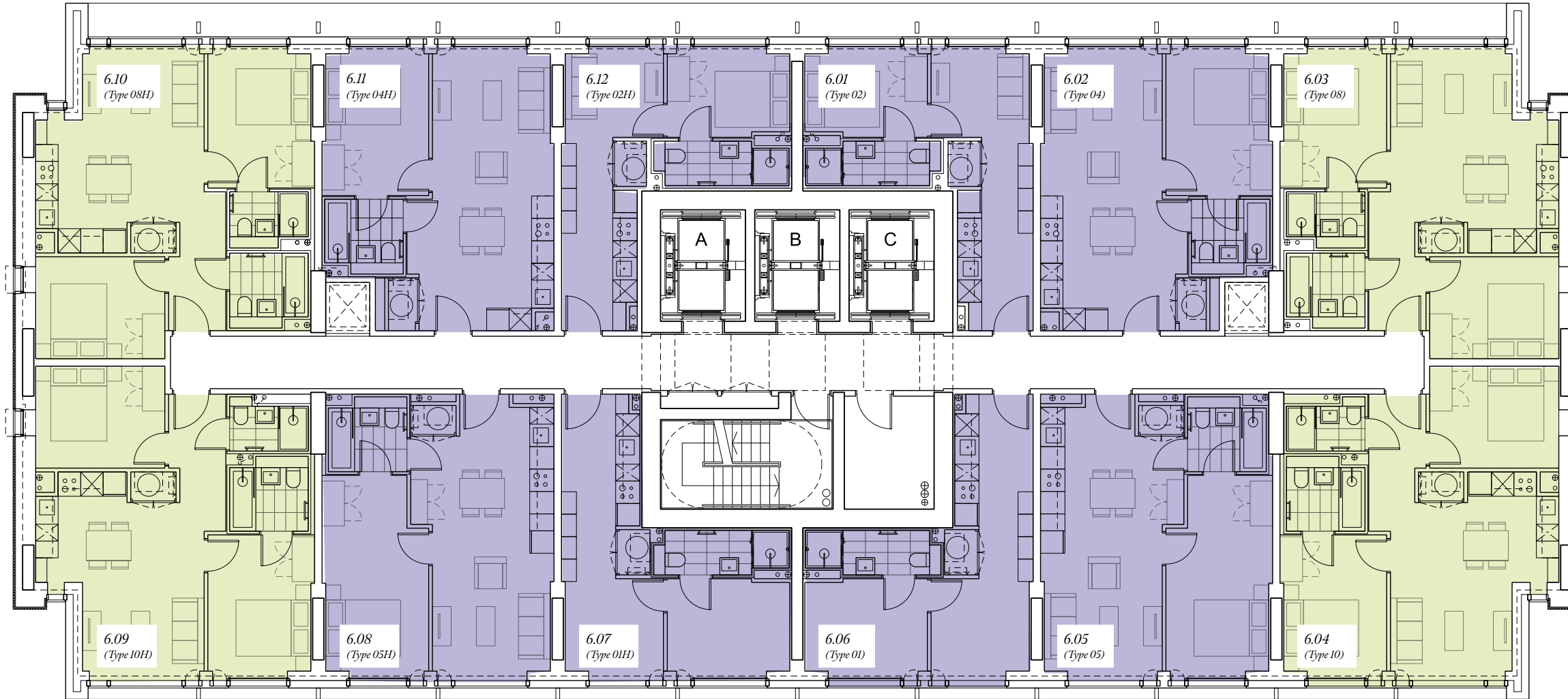
6th Floor



VISION MANCHESTER

ALLIANCE INVESTMENTS

Vision Manchester Floorplans
visionmanchester.com



1 Bed Apartment
6.01 - (Type 02)

Rooms	m
Kitchen/lounge	5.165 x 2.02 plus 2.625 x 2.235
Bedroom 1	3.275 x 2.085
Bathroom	3.315 x 1.190

1 Bed Apartment
6.02 - (Type 04)

Rooms	m
Kitchen/lounge	7.4 x 3.15 (min)
Bedroom 1	3.79 x 2.75
Bathroom	2.1 x 1.7

2 Bed Apartment
6.03 - (Type 08)

Rooms	m
Kitchen/lounge	4.5 x 5.325 (max)
Bedroom 1	3.59 x 2.75
En-suite (1)	2.1 x 1.2
Bedroom 2	3.45 x 2.725
Bathroom	2.1 x 1.7
Hall	2.895 x 1.23

2 Bed Apartment
6.04 - (Type 10)

Rooms	m
Kitchen/lounge	5.325 x 4.5 (max)
Bedroom 1	3.64 x 2.75
En-suite (1)	2.1 x 1.7
Bedroom 2	3.45 x 2.75
Bathroom	2.1 x 1.2
Hall	2.895 x 1.23

1 Bed Apartment
6.05 - (Type 05)

Rooms	m
Kitchen/lounge	7.05 x 3.150
Bedroom 1	5.23 x 2.75 (max)
Bathroom	2.1 x 1.7

1 Bed Apartment
6.06 - (Type 01)

Rooms	m
Kitchen/lounge	4.93 x 2.095 plus 2.626 x 2.47
Bedroom 1	3.275 x 2.37
Bathroom	3.315 x 1.190

1 Bed Apartment
6.07 - (Type 01H)

Rooms	m
Kitchen/lounge	4.93 x 2.095 plus 2.626 x 2.47
Bedroom 1	3.275 x 2.37
Bathroom	3.315 x 1.190

1 Bed Apartment
6.08 - (Type 05H)

Rooms	m
Kitchen/lounge	7.05 x 3.150
Bedroom 1	5.23 x 2.75 (max)
Bathroom	2.1 x 1.7

2 Bed Apartment
6.09 - (Type 10H)

Rooms	m
Kitchen/lounge	5.325 x 4.5 (max)
Bedroom 1	3.64 x 2.75
En-suite (1)	2.1 x 1.7
Bedroom 2	3.45 x 2.75
Bathroom	2.1 x 1.2
Hall	2.895 x 1.23

2 Bed Apartment
6.10 - (Type 08H)

Rooms	m
Kitchen/lounge	4.5 x 5.325 (max)
Bedroom 1	3.59 x 2.75
En-suite (1)	2.1 x 1.2
Bedroom 2	3.45 x 2.725
Bathroom	2.1 x 1.7
Hall	2.895 x 1.23

1 Bed Apartment
6.11 - (Type 04H)

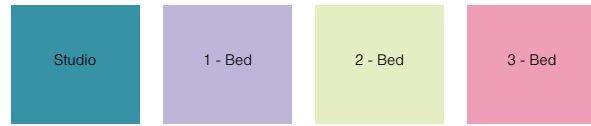
Rooms	m
Kitchen/lounge	7.4 x 3.15 (min)
Bedroom 1	3.79 x 2.75
Bathroom	2.1 x 1.7

1 Bed Apartment
6.12 - (Type 02H)

Rooms	m
Kitchen/lounge	5.165 x 2.02 plus 2.625 x 2.235
Bedroom 1	3.275 x 2.085
Bathroom	3.315 x 1.190



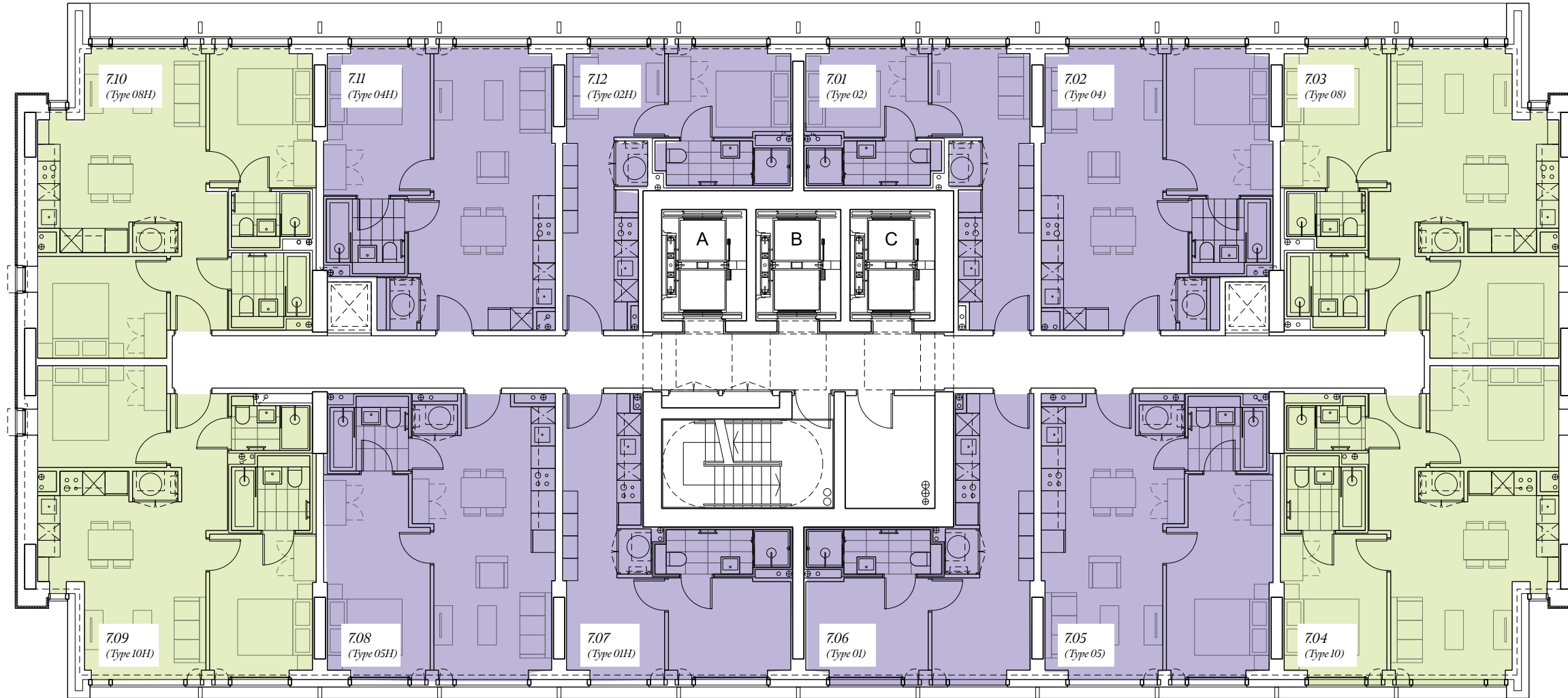
7th Floor



VISION
MANCHESTER

ALLIANCE
INVESTMENTS

Vision Manchester
Floorplans
visionmanchester.com



1 Bed Apartment
7.01 - (Type 02)

Rooms	m
Kitchen/lounge	5.165 x 2.02 plus 2.625 x 2.235
Bedroom 1	3.275 x 2.085
Bathroom	3.315 x 1.190

1 Bed Apartment
7.02 - (Type 04)

Rooms	m
Kitchen/lounge	7.4 x 3.15 (min)
Bedroom 1	3.79 x 2.75
Bathroom	2.1 x 1.7

2 Bed Apartment
7.03 - (Type 08)

Rooms	m
Kitchen/lounge	4.5 x 5.325 (max)
Bedroom 1	3.59 x 2.75
En-suite (1)	2.1 x 1.2
Bedroom 2	3.45 x 2.725
Bathroom	2.1 x 1.7
Hall	2.895 x 1.23

2 Bed Apartment
7.04 - (Type 10)

Rooms	m
Kitchen/lounge	5.325 x 4.5 (max)
Bedroom 1	3.64 x 2.75
En-suite (1)	2.1 x 1.7
Bedroom 2	3.45 x 2.75
Bathroom	2.1 x 1.2
Hall	2.895 x 1.23

1 Bed Apartment
7.05 - (Type 05)

Rooms	m
Kitchen/lounge	7.05 x 3.150
Bedroom 1	5.23 x 2.75 (max)
Bathroom	2.1 x 1.7

1 Bed Apartment
7.06 - (Type 01)

Rooms	m
Kitchen/lounge	4.93 x 2.095 plus 2.626 x 2.47
Bedroom 1	3.275 x 2.37
Bathroom	3.315 x 1.190

1 Bed Apartment
7.07 - (Type 01H)

Rooms	m
Kitchen/lounge	4.93 x 2.095 plus 2.626 x 2.47
Bedroom 1	3.275 x 2.37
Bathroom	3.315 x 1.190

1 Bed Apartment
7.08 - (Type 05H)

Rooms	m
Kitchen/lounge	7.05 x 3.150
Bedroom 1	5.23 x 2.75 (max)
Bathroom	2.1 x 1.7

2 Bed Apartment
7.09 - (Type 10H)

Rooms	m
Kitchen/lounge	5.325 x 4.5 (max)
Bedroom 1	3.64 x 2.75
En-suite (1)	2.1 x 1.7
Bedroom 2	3.45 x 2.75
Bathroom	2.1 x 1.2
Hall	2.895 x 1.23

2 Bed Apartment
7.10 - (Type 08H)

Rooms	m
Kitchen/lounge	4.5 x 5.325 (max)
Bedroom 1	3.59 x 2.75
En-suite (1)	2.1 x 1.2
Bedroom 2	3.45 x 2.725
Bathroom	2.1 x 1.7
Hall	2.895 x 1.23

1 Bed Apartment
7.11 - (Type 04H)

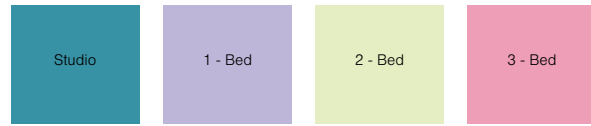
Rooms	m
Kitchen/lounge	7.4 x 3.15 (min)
Bedroom 1	3.79 x 2.75
Bathroom	2.1 x 1.7

1 Bed Apartment
7.12 - (Type 02H)

Rooms	m
Kitchen/lounge	5.165 x 2.02 plus 2.625 x 2.235
Bedroom 1	3.275 x 2.085
Bathroom	3.315 x 1.190



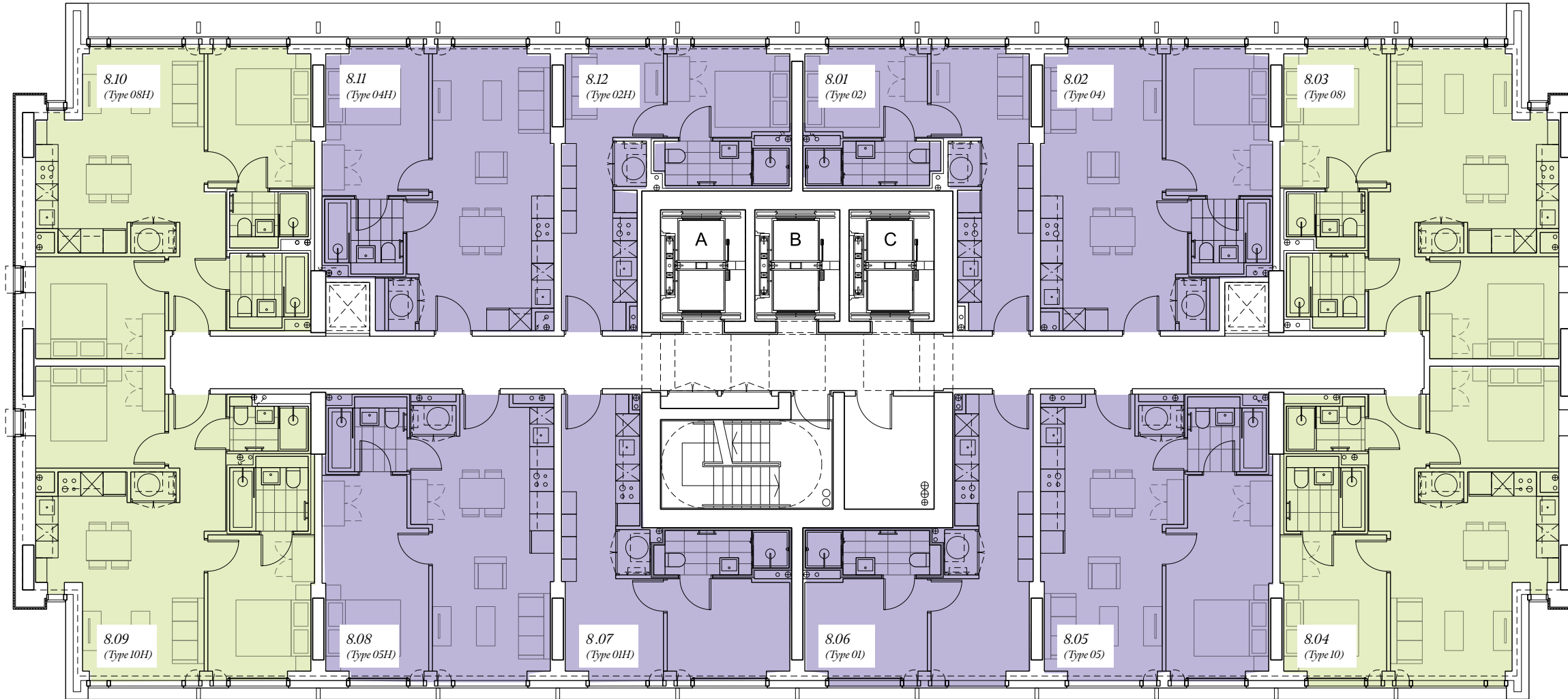
8th Floor



VISION MANCHESTER

ALLIANCE INVESTMENTS

Vision Manchester Floorplans
visionmanchester.com



1 Bed Apartment
8.01 - (Type 02)

Rooms	m
Kitchen/lounge	5.165 x 2.02 plus 2.625 x 2.235
Bedroom 1	3.275 x 2.085
Bathroom	3.315 x 1.190

1 Bed Apartment
8.02 - (Type 04)

Rooms	m
Kitchen/lounge	7.4 x 3.15 (min)
Bedroom 1	3.79 x 2.75
Bathroom	2.1 x 1.7

2 Bed Apartment
8.03 - (Type 08)

Rooms	m
Kitchen/lounge	4.5 x 5.325 (max)
Bedroom 1	3.59 x 2.75
En-suite (1)	2.1 x 1.2
Bedroom 2	3.45 x 2.725
Bathroom	2.1 x 1.7
Hall	2.895 x 1.23

2 Bed Apartment
8.04 - (Type 10)

Rooms	m
Kitchen/lounge	5.325 x 4.5 (max)
Bedroom 1	3.64 x 2.75
En-suite (1)	2.1 x 1.7
Bedroom 2	3.45 x 2.75
Bathroom	2.1 x 1.2
Hall	2.895 x 1.23

1 Bed Apartment
8.05 - (Type 05)

Rooms	m
Kitchen/lounge	7.05 x 3.150
Bedroom 1	5.23 x 2.75 (max)
Bathroom	2.1 x 1.7

1 Bed Apartment
8.06 - (Type 01)

Rooms	m
Kitchen/lounge	4.93 x 2.095 plus 2.626 x 2.47
Bedroom 1	3.275 x 2.37
Bathroom	3.315 x 1.190

1 Bed Apartment
8.07 - (Type 01H)

Rooms	m
Kitchen/lounge	4.93 x 2.095 plus 2.626 x 2.47
Bedroom 1	3.275 x 2.37
Bathroom	3.315 x 1.190

1 Bed Apartment
8.08 - (Type 05H)

Rooms	m
Kitchen/lounge	7.05 x 3.150
Bedroom 1	5.23 x 2.75 (max)
Bathroom	2.1 x 1.7

2 Bed Apartment
8.09 - (Type 10H)

Rooms	m
Kitchen/lounge	5.325 x 4.5 (max)
Bedroom 1	3.64 x 2.75
En-suite (1)	2.1 x 1.7
Bedroom 2	3.45 x 2.75
Bathroom	2.1 x 1.2
Hall	2.895 x 1.23

2 Bed Apartment
8.10 - (Type 08H)

Rooms	m
Kitchen/lounge	4.5 x 5.325 (max)
Bedroom 1	3.59 x 2.75
En-suite (1)	2.1 x 1.2
Bedroom 2	3.45 x 2.725
Bathroom	2.1 x 1.7
Hall	2.895 x 1.23

1 Bed Apartment
8.11 - (Type 04H)

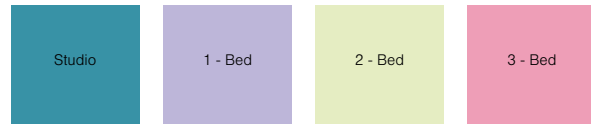
Rooms	m
Kitchen/lounge	7.4 x 3.15 (min)
Bedroom 1	3.79 x 2.75
Bathroom	2.1 x 1.7

1 Bed Apartment
8.12 - (Type 02H)

Rooms	m
Kitchen/lounge	5.165 x 2.02 plus 2.625 x 2.235
Bedroom 1	3.275 x 2.085
Bathroom	3.315 x 1.190



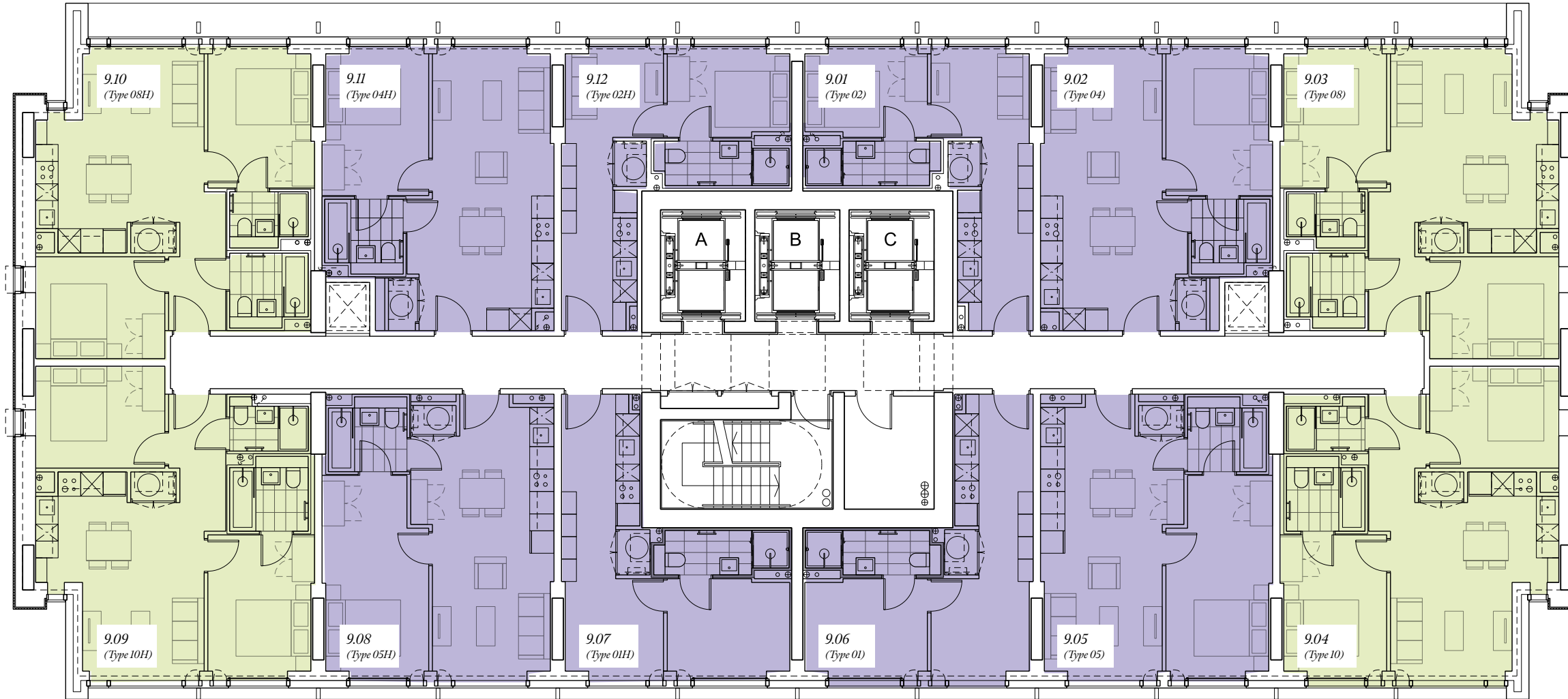
9th Floor



VISION MANCHESTER

ALLIANCE INVESTMENTS

Vision Manchester Floorplans
visionmanchester.com



1 Bed Apartment
9.01 - (Type 02)

Rooms	m
Kitchen/lounge	5.165 x 2.02 plus 2.625 x 2.235
Bedroom 1	3.275 x 2.085
Bathroom	3.315 x 1.190

1 Bed Apartment
9.02 - (Type 04)

Rooms	m
Kitchen/lounge	7.4 x 3.15 (min)
Bedroom 1	3.79 x 2.75
Bathroom	2.1 x 1.7

2 Bed Apartment
9.03 - (Type 08)

Rooms	m
Kitchen/lounge	4.5 x 5.325 (max)
Bedroom 1	3.59 x 2.75
En-suite (1)	2.1 x 1.2
Bedroom 2	3.45 x 2.725
Bathroom	2.1 x 1.7
Hall	2.895 x 1.23

2 Bed Apartment
9.04 - (Type 10)

Rooms	m
Kitchen/lounge	5.325 x 4.5 (max)
Bedroom 1	3.64 x 2.75
En-suite (1)	2.1 x 1.7
Bedroom 2	3.45 x 2.75
Bathroom	2.1 x 1.2
Hall	2.895 x 1.23

1 Bed Apartment
9.05 - (Type 05)

Rooms	m
Kitchen/lounge	7.05 x 3.150
Bedroom 1	5.23 x 2.75 (max)
Bathroom	2.1 x 1.7

1 Bed Apartment
9.06 - (Type 01)

Rooms	m
Kitchen/lounge	4.93 x 2.095 plus 2.626 x 2.47
Bedroom 1	3.275 x 2.37
Bathroom	3.315 x 1.190

1 Bed Apartment
9.07 - (Type 01H)

Rooms	m
Kitchen/lounge	4.93 x 2.095 plus 2.626 x 2.47
Bedroom 1	3.275 x 2.37
Bathroom	3.315 x 1.190

1 Bed Apartment
9.08 - (Type 05H)

Rooms	m
Kitchen/lounge	7.05 x 3.150
Bedroom 1	5.23 x 2.75 (max)
Bathroom	2.1 x 1.7

2 Bed Apartment
9.09 - (Type 10H)

Rooms	m
Kitchen/lounge	5.325 x 4.5 (max)
Bedroom 1	3.64 x 2.75
En-suite (1)	2.1 x 1.7
Bedroom 2	3.45 x 2.75
Bathroom	2.1 x 1.2
Hall	2.895 x 1.23

2 Bed Apartment
9.10 - (Type 08H)

Rooms	m
Kitchen/lounge	4.5 x 5.325 (max)
Bedroom 1	3.59 x 2.75
En-suite (1)	2.1 x 1.2
Bedroom 2	3.45 x 2.725
Bathroom	2.1 x 1.7
Hall	2.895 x 1.23

1 Bed Apartment
9.11 - (Type 04H)

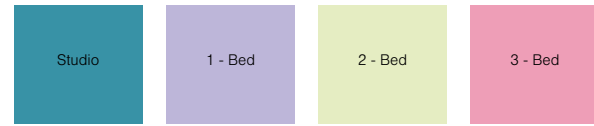
Rooms	m
Kitchen/lounge	7.4 x 3.15 (min)
Bedroom 1	3.79 x 2.75
Bathroom	2.1 x 1.7

1 Bed Apartment
9.12 - (Type 02H)

Rooms	m
Kitchen/lounge	5.165 x 2.02 plus 2.625 x 2.235
Bedroom 1	3.275 x 2.085
Bathroom	3.315 x 1.190



10th Floor

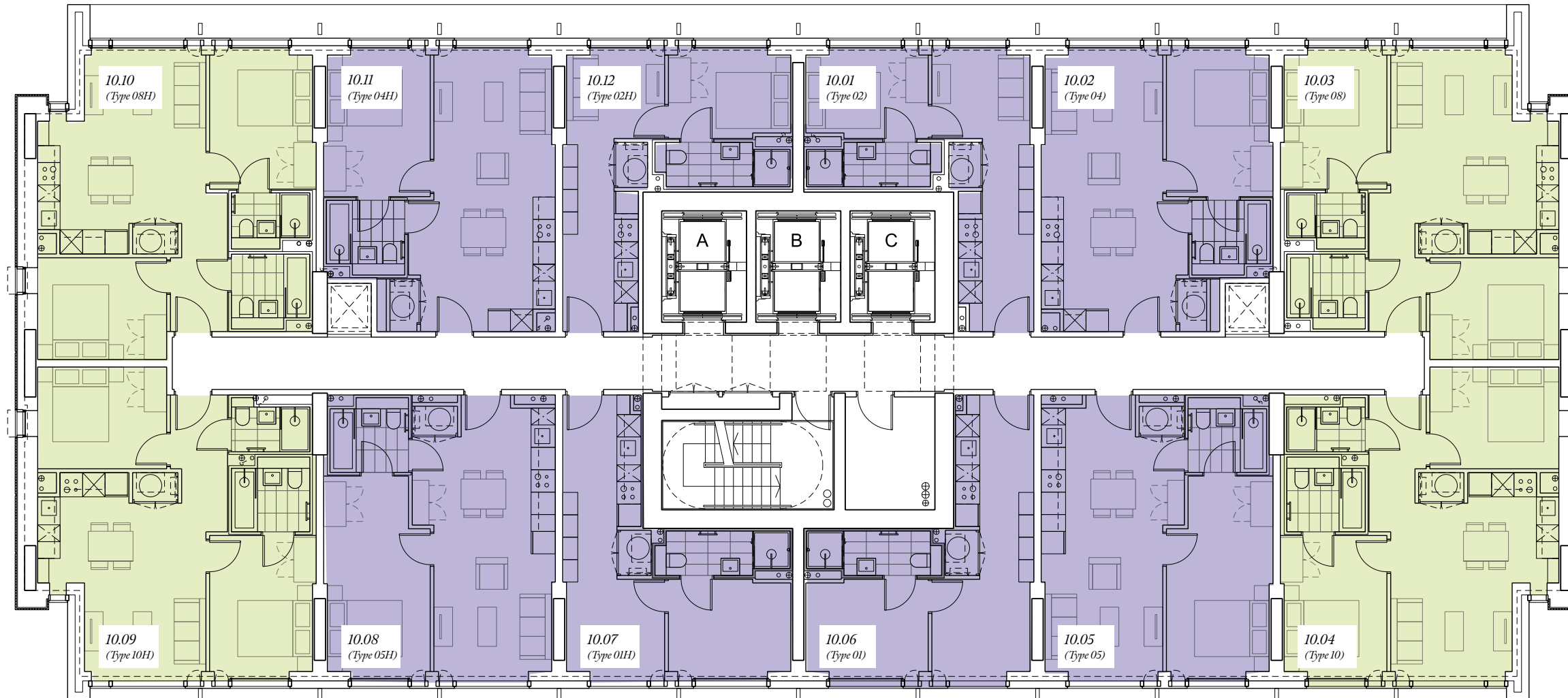


VISION
MANCHESTER

ALLIANCE
INVESTMENTS

Vision Manchester
Floorplans

visionmanchester.com



1 Bed Apartment
10.01 - (Type 02)

Rooms	m
Kitchen/lounge	5.165 x 2.02 plus 2.625 x 2.235
Bedroom 1	3.275 x 2.085
Bathroom	3.315 x 1.190

1 Bed Apartment
10.02 - (Type 04)

Rooms	m
Kitchen/lounge	7.4 x 3.15 (min)
Bedroom 1	3.79 x 2.75
Bathroom	2.1 x 1.7

2 Bed Apartment
10.03 - (Type 08)

Rooms	m
Kitchen/lounge	4.5 x 5.325 (max)
Bedroom 1	3.59 x 2.75
En-suite (1)	2.1 x 1.2
Bedroom 2	3.45 x 2.725
Bathroom	2.1 x 1.7
Hall	2.895 x 1.23

2 Bed Apartment
10.04 - (Type 10)

Rooms	m
Kitchen/lounge	5.325 x 4.5 (max)
Bedroom 1	3.64 x 2.75
En-suite (1)	2.1 x 1.7
Bedroom 2	3.45 x 2.75
Bathroom	2.1 x 1.2
Hall	2.895 x 1.23

1 Bed Apartment
10.05 - (Type 05)

Rooms	m
Kitchen/lounge	7.05 x 3.150
Bedroom 1	5.23 x 2.75 (max)
Bathroom	2.1 x 1.7

1 Bed Apartment
10.06 - (Type 01)

Rooms	m
Kitchen/lounge	4.93 x 2.095 plus 2.626 x 2.47
Bedroom 1	3.275 x 2.37
Bathroom	3.315 x 1.190

1 Bed Apartment
10.07 - (Type 01H)

Rooms	m
Kitchen/lounge	4.93 x 2.095 plus 2.626 x 2.47
Bedroom 1	3.275 x 2.37
Bathroom	3.315 x 1.190

1 Bed Apartment
10.08 - (Type 05H)

Rooms	m
Kitchen/lounge	7.05 x 3.150
Bedroom 1	5.23 x 2.75 (max)
Bathroom	2.1 x 1.7

2 Bed Apartment
10.09 - (Type 10H)

Rooms	m
Kitchen/lounge	5.325 x 4.5 (max)
Bedroom 1	3.64 x 2.75
En-suite (1)	2.1 x 1.7
Bedroom 2	3.45 x 2.75
Bathroom	2.1 x 1.2
Hall	2.895 x 1.23

2 Bed Apartment
10.10 - (Type 08H)

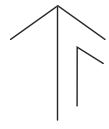
Rooms	m
Kitchen/lounge	4.5 x 5.325 (max)
Bedroom 1	3.59 x 2.75
En-suite (1)	2.1 x 1.2
Bedroom 2	3.45 x 2.725
Bathroom	2.1 x 1.7
Hall	2.895 x 1.23

1 Bed Apartment
10.11 - (Type 04H)

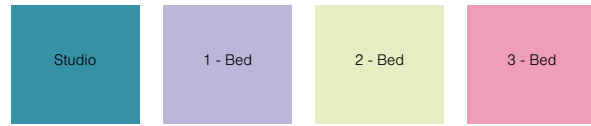
Rooms	m
Kitchen/lounge	7.4 x 3.15 (min)
Bedroom 1	3.79 x 2.75
Bathroom	2.1 x 1.7

1 Bed Apartment
10.12 - (Type 02H)

Rooms	m
Kitchen/lounge	5.165 x 2.02 plus 2.625 x 2.235
Bedroom 1	3.275 x 2.085
Bathroom	3.315 x 1.190



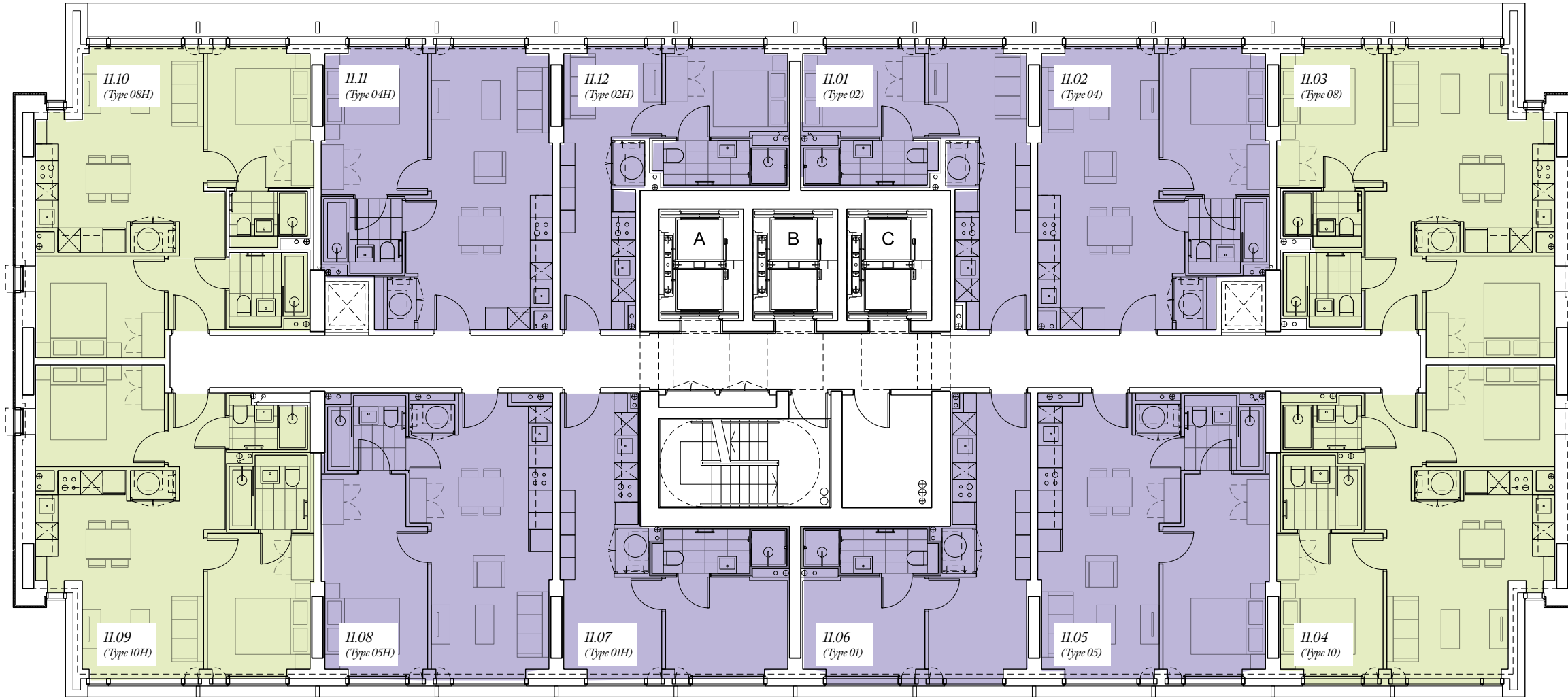
11th Floor



VISION MANCHESTER

ALLIANCE INVESTMENTS

Vision Manchester Floorplans
visionmanchester.com



1 Bed Apartment
11.01 - (Type 02)

Rooms	m
Kitchen/lounge	5.165 x 2.02 plus 2.625 x 2.235
Bedroom 1	3.275 x 2.085
Bathroom	3.315 x 1.190

1 Bed Apartment
11.02 - (Type 04)

Rooms	m
Kitchen/lounge	7.4 x 3.15 (min)
Bedroom 1	3.79 x 2.75
Bathroom	2.1 x 1.7

2 Bed Apartment
11.03 - (Type 08)

Rooms	m
Kitchen/lounge	4.5 x 5.325 (max)
Bedroom 1	3.59 x 2.75
En-suite (1)	2.1 x 1.2
Bedroom 2	3.45 x 2.725
Bathroom	2.1 x 1.7
Hall	2.895 x 1.23

2 Bed Apartment
11.04 - (Type 10)

Rooms	m
Kitchen/lounge	5.325 x 4.5 (max)
Bedroom 1	3.64 x 2.75
En-suite (1)	2.1 x 1.7
Bedroom 2	3.45 x 2.75
Bathroom	2.1 x 1.2
Hall	2.895 x 1.23

1 Bed Apartment
11.05 - (Type 05)

Rooms	m
Kitchen/lounge	7.05 x 3.150
Bedroom 1	5.23 x 2.75 (max)
Bathroom	2.1 x 1.7

1 Bed Apartment
11.06 - (Type 01)

Rooms	m
Kitchen/lounge	4.93 x 2.095 plus 2.626 x 2.47
Bedroom 1	3.275 x 2.37
Bathroom	3.315 x 1.190

1 Bed Apartment
11.07 - (Type 01H)

Rooms	m
Kitchen/lounge	4.93 x 2.095 plus 2.626 x 2.47
Bedroom 1	3.275 x 2.37
Bathroom	3.315 x 1.190

1 Bed Apartment
11.08 - (Type 05H)

Rooms	m
Kitchen/lounge	7.05 x 3.150
Bedroom 1	5.23 x 2.75 (max)
Bathroom	2.1 x 1.7

2 Bed Apartment
11.09 - (Type 10H)

Rooms	m
Kitchen/lounge	5.325 x 4.5 (max)
Bedroom 1	3.64 x 2.75
En-suite (1)	2.1 x 1.7
Bedroom 2	3.45 x 2.75
Bathroom	2.1 x 1.2
Hall	2.895 x 1.23

2 Bed Apartment
11.10 - (Type 08H)

Rooms	m
Kitchen/lounge	4.5 x 5.325 (max)
Bedroom 1	3.59 x 2.75
En-suite (1)	2.1 x 1.2
Bedroom 2	3.45 x 2.725
Bathroom	2.1 x 1.7
Hall	2.895 x 1.23

1 Bed Apartment
11.11 - (Type 04H)

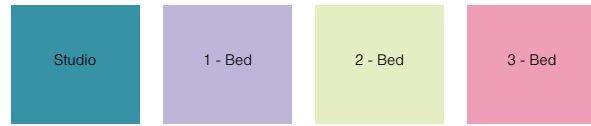
Rooms	m
Kitchen/lounge	7.4 x 3.15 (min)
Bedroom 1	3.79 x 2.75
Bathroom	2.1 x 1.7

1 Bed Apartment
11.12 - (Type 02H)

Rooms	m
Kitchen/lounge	5.165 x 2.02 plus 2.625 x 2.235
Bedroom 1	3.275 x 2.085
Bathroom	3.315 x 1.190



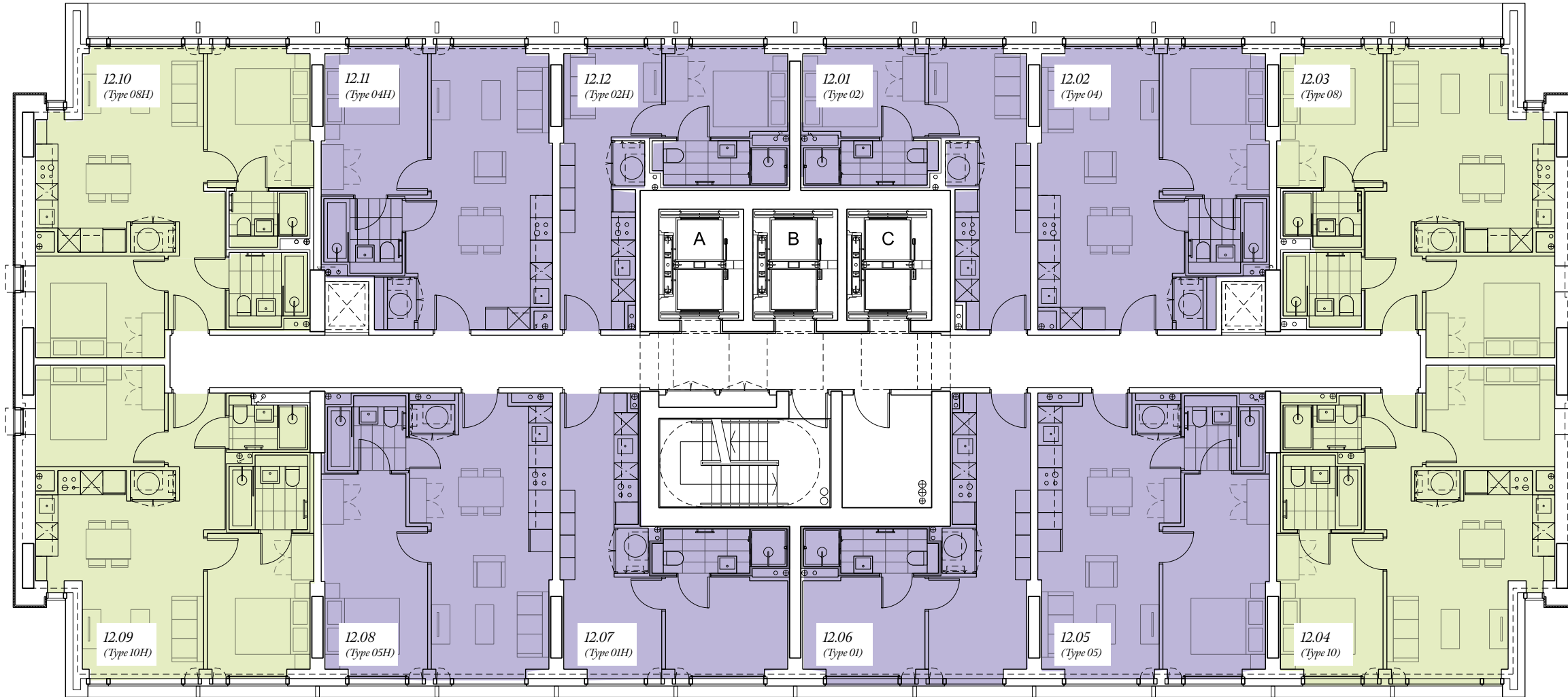
12th Floor



VISION MANCHESTER

ALLIANCE INVESTMENTS

Vision Manchester Floorplans
visionmanchester.com



1 Bed Apartment
12.01 - (Type 02)

Rooms	m
Kitchen/lounge	5.165 x 2.02 plus 2.625 x 2.235
Bedroom 1	3.275 x 2.085
Bathroom	3.315 x 1.190

1 Bed Apartment
12.02 - (Type 04)

Rooms	m
Kitchen/lounge	7.4 x 3.15 (min)
Bedroom 1	3.79 x 2.75
Bathroom	2.1 x 1.7

2 Bed Apartment
12.03 - (Type 08)

Rooms	m
Kitchen/lounge	4.5 x 5.325 (max)
Bedroom 1	3.59 x 2.75
En-suite (1)	2.1 x 1.2
Bedroom 2	3.45 x 2.725
Bathroom	2.1 x 1.7
Hall	2.895 x 1.23

2 Bed Apartment
12.04 - (Type 10)

Rooms	m
Kitchen/lounge	5.325 x 4.5 (max)
Bedroom 1	3.64 x 2.75
En-suite (1)	2.1 x 1.7
Bedroom 2	3.45 x 2.75
Bathroom	2.1 x 1.2
Hall	2.895 x 1.23

1 Bed Apartment
12.05 - (Type 05)

Rooms	m
Kitchen/lounge	7.05 x 3.150
Bedroom 1	5.23 x 2.75 (max)
Bathroom	2.1 x 1.7

1 Bed Apartment
12.06 - (Type 01)

Rooms	m
Kitchen/lounge	4.93 x 2.095 plus 2.626 x 2.47
Bedroom 1	3.275 x 2.37
Bathroom	3.315 x 1.190

1 Bed Apartment
12.07 - (Type 01H)

Rooms	m
Kitchen/lounge	4.93 x 2.095 plus 2.626 x 2.47
Bedroom 1	3.275 x 2.37
Bathroom	3.315 x 1.190

1 Bed Apartment
12.08 - (Type 05H)

Rooms	m
Kitchen/lounge	7.05 x 3.150
Bedroom 1	5.23 x 2.75 (max)
Bathroom	2.1 x 1.7

2 Bed Apartment
12.09 - (Type 10H)

Rooms	m
Kitchen/lounge	5.325 x 4.5 (max)
Bedroom 1	3.64 x 2.75
En-suite (1)	2.1 x 1.7
Bedroom 2	3.45 x 2.75
Bathroom	2.1 x 1.2
Hall	2.895 x 1.23

2 Bed Apartment
12.10 - (Type 08H)

Rooms	m
Kitchen/lounge	4.5 x 5.325 (max)
Bedroom 1	3.59 x 2.75
En-suite (1)	2.1 x 1.2
Bedroom 2	3.45 x 2.725
Bathroom	2.1 x 1.7
Hall	2.895 x 1.23

1 Bed Apartment
12.11 - (Type 04H)

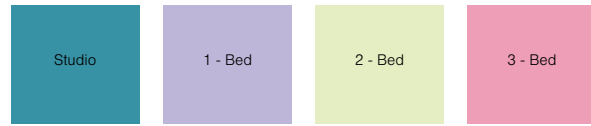
Rooms	m
Kitchen/lounge	7.4 x 3.15 (min)
Bedroom 1	3.79 x 2.75
Bathroom	2.1 x 1.7

1 Bed Apartment
12.12 - (Type 02H)

Rooms	m
Kitchen/lounge	5.165 x 2.02 plus 2.625 x 2.235
Bedroom 1	3.275 x 2.085
Bathroom	3.315 x 1.190



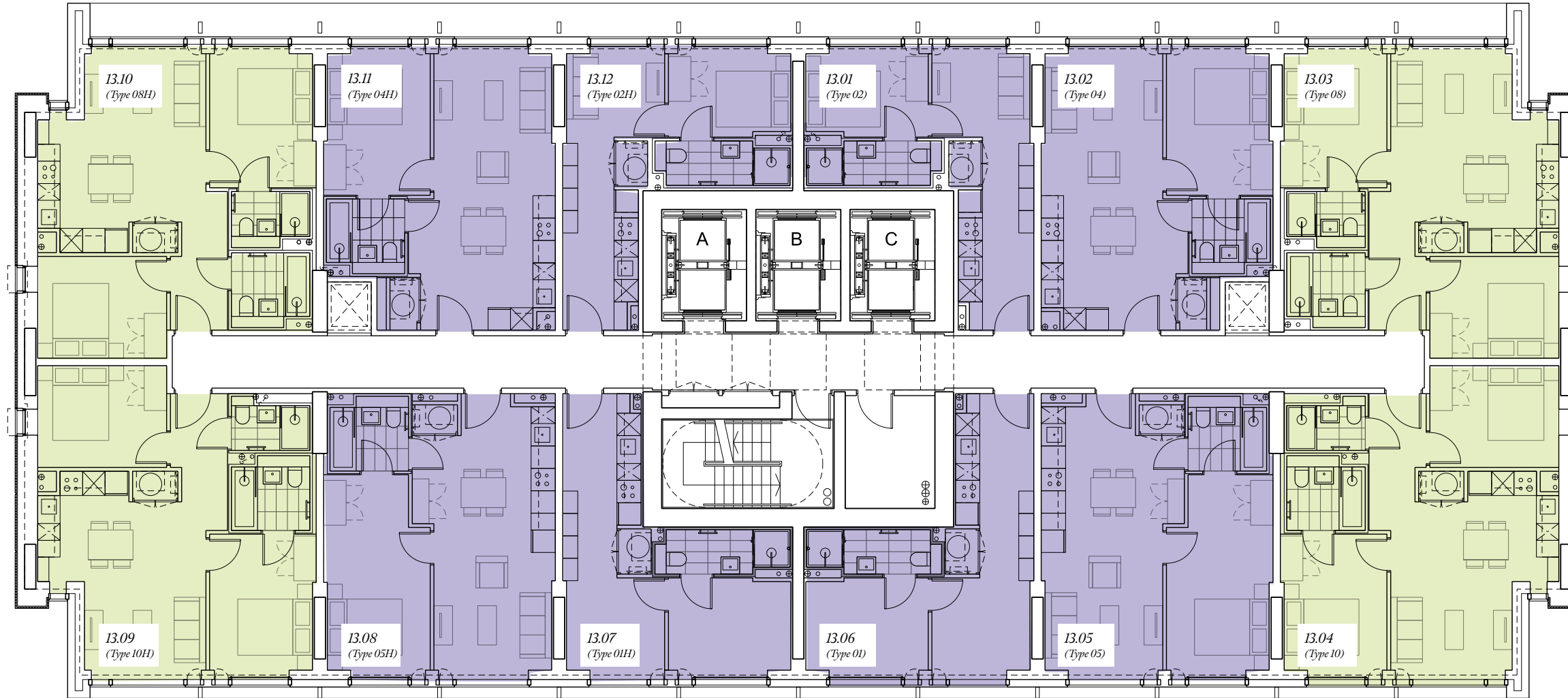
13th Floor



VISION MANCHESTER

ALLIANCE INVESTMENTS

Vision Manchester Floorplans
visionmanchester.com



1 Bed Apartment
13.01 - (Type 02)

Rooms	m
Kitchen/lounge	5.165 x 2.02 plus 2.625 x 2.235
Bedroom 1	3.275 x 2.085
Bathroom	3.315 x 1.190

1 Bed Apartment
13.02 - (Type 04)

Rooms	m
Kitchen/lounge	7.4 x 3.15 (min)
Bedroom 1	3.79 x 2.75
Bathroom	2.1 x 1.7

2 Bed Apartment
13.03 - (Type 08)

Rooms	m
Kitchen/lounge	4.5 x 5.325 (max)
Bedroom 1	3.59 x 2.75
En-suite (1)	2.1 x 1.2
Bedroom 2	3.45 x 2.725
Bathroom	2.1 x 1.7
Hall	2.895 x 1.23

2 Bed Apartment
13.04 - (Type 10)

Rooms	m
Kitchen/lounge	5.325 x 4.5 (max)
Bedroom 1	3.64 x 2.75
En-suite (1)	2.1 x 1.7
Bedroom 2	3.45 x 2.75
Bathroom	2.1 x 1.2
Hall	2.895 x 1.23

1 Bed Apartment
13.05 - (Type 05)

Rooms	m
Kitchen/lounge	7.05 x 3.150
Bedroom 1	5.23 x 2.75 (max)
Bathroom	2.1 x 1.7

1 Bed Apartment
13.06 - (Type 01)

Rooms	m
Kitchen/lounge	4.93 x 2.095 plus 2.626 x 2.47
Bedroom 1	3.275 x 2.37
Bathroom	3.315 x 1.190

1 Bed Apartment
13.07 - (Type 01H)

Rooms	m
Kitchen/lounge	4.93 x 2.095 plus 2.626 x 2.47
Bedroom 1	3.275 x 2.37
Bathroom	3.315 x 1.190

1 Bed Apartment
13.08 - (Type 05H)

Rooms	m
Kitchen/lounge	7.05 x 3.150
Bedroom 1	5.23 x 2.75 (max)
Bathroom	2.1 x 1.7

2 Bed Apartment
13.09 - (Type 10H)

Rooms	m
Kitchen/lounge	5.325 x 4.5 (max)
Bedroom 1	3.64 x 2.75
En-suite (1)	2.1 x 1.7
Bedroom 2	3.45 x 2.75
Bathroom	2.1 x 1.2
Hall	2.895 x 1.23

2 Bed Apartment
13.10 - (Type 08H)

Rooms	m
Kitchen/lounge	4.5 x 5.325 (max)
Bedroom 1	3.59 x 2.75
En-suite (1)	2.1 x 1.2
Bedroom 2	3.45 x 2.725
Bathroom	2.1 x 1.7
Hall	2.895 x 1.23

1 Bed Apartment
13.11 - (Type 04H)

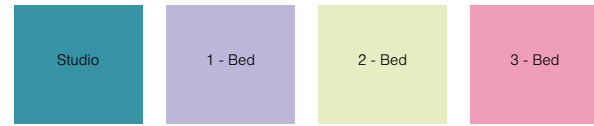
Rooms	m
Kitchen/lounge	7.4 x 3.15 (min)
Bedroom 1	3.79 x 2.75
Bathroom	2.1 x 1.7

1 Bed Apartment
13.12 - (Type 02H)

Rooms	m
Kitchen/lounge	5.165 x 2.02 plus 2.625 x 2.235
Bedroom 1	3.275 x 2.085
Bathroom	3.315 x 1.190



14th Floor

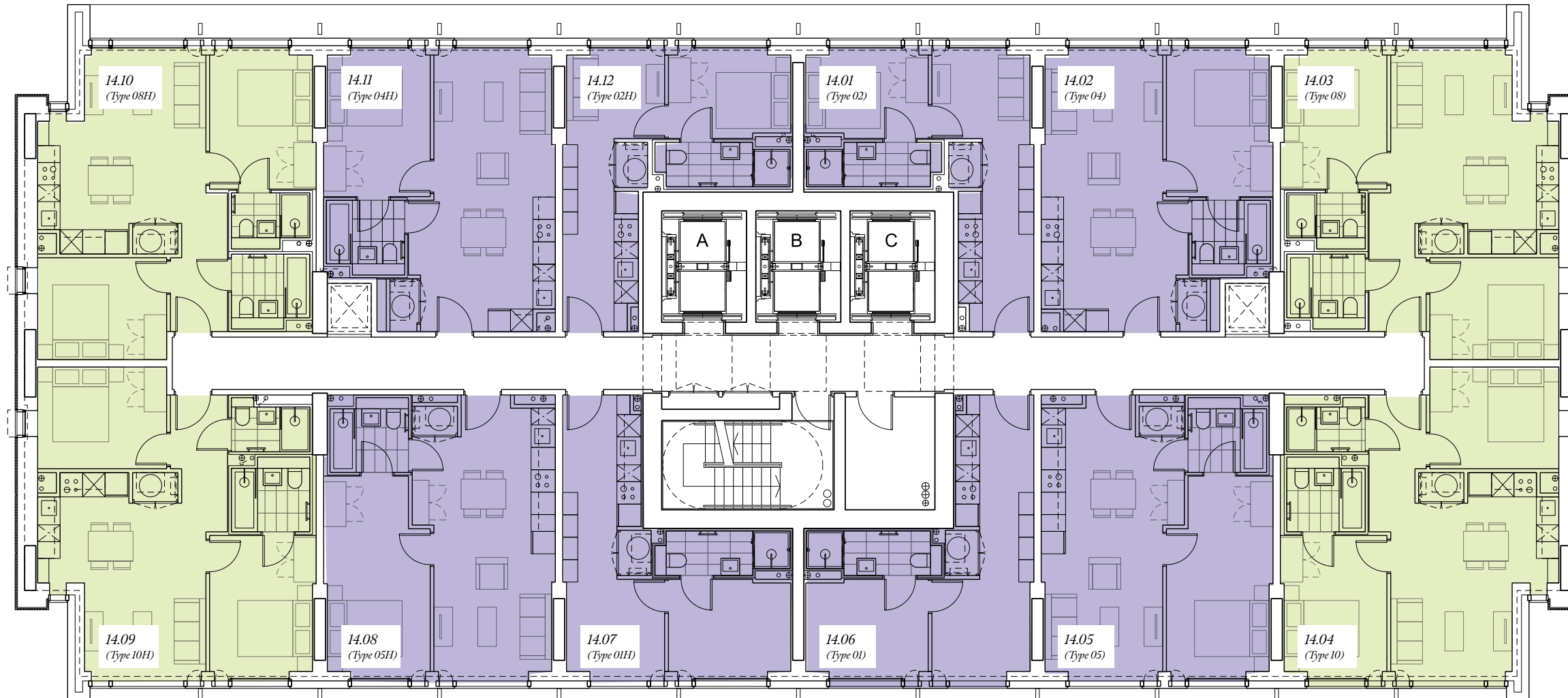


VISION MANCHESTER

ALLIANCE INVESTMENTS

Vision Manchester Floorplans

visionmanchester.com



1 Bed Apartment
14.01 - (Type 02)

Rooms	m
Kitchen/lounge	5.165 x 2.02 plus 2.625 x 2.235
Bedroom 1	3.275 x 2.085
Bathroom	3.315 x 1.190

1 Bed Apartment
14.02 - (Type 04)

Rooms	m
Kitchen/lounge	7.4 x 3.15 (min)
Bedroom 1	3.79 x 2.75
Bathroom	2.1 x 1.7

2 Bed Apartment
14.03 - (Type 08)

Rooms	m
Kitchen/lounge	4.5 x 5.325 (max)
Bedroom 1	3.59 x 2.75
En-suite (1)	2.1 x 1.2
Bedroom 2	3.45 x 2.725
Bathroom	2.1 x 1.7
Hall	2.895 x 1.23

2 Bed Apartment
14.04 - (Type 10)

Rooms	m
Kitchen/lounge	5.325 x 4.5 (max)
Bedroom 1	3.64 x 2.75
En-suite (1)	2.1 x 1.7
Bedroom 2	3.45 x 2.75
Bathroom	2.1 x 1.2
Hall	2.895 x 1.23

1 Bed Apartment
14.05 - (Type 05)

Rooms	m
Kitchen/lounge	7.05 x 3.150
Bedroom 1	5.23 x 2.75 (max)
Bathroom	2.1 x 1.7

1 Bed Apartment
14.06 - (Type 01)

Rooms	m
Kitchen/lounge	4.93 x 2.095 plus 2.626 x 2.47
Bedroom 1	3.275 x 2.37
Bathroom	3.315 x 1.190

1 Bed Apartment
14.07 - (Type 01H)

Rooms	m
Kitchen/lounge	4.93 x 2.095 plus 2.626 x 2.47
Bedroom 1	3.275 x 2.37
Bathroom	3.315 x 1.190

1 Bed Apartment
14.08 - (Type 05H)

Rooms	m
Kitchen/lounge	7.05 x 3.150
Bedroom 1	5.23 x 2.75 (max)
Bathroom	2.1 x 1.7

2 Bed Apartment
14.09 - (Type 10H)

Rooms	m
Kitchen/lounge	5.325 x 4.5 (max)
Bedroom 1	3.64 x 2.75
En-suite (1)	2.1 x 1.7
Bedroom 2	3.45 x 2.75
Bathroom	2.1 x 1.2
Hall	2.895 x 1.23

2 Bed Apartment
14.10 - (Type 08H)

Rooms	m
Kitchen/lounge	4.5 x 5.325 (max)
Bedroom 1	3.59 x 2.75
En-suite (1)	2.1 x 1.2
Bedroom 2	3.45 x 2.725
Bathroom	2.1 x 1.7
Hall	2.895 x 1.23

1 Bed Apartment
14.11 - (Type 04H)

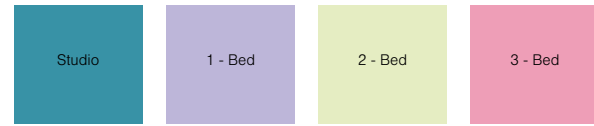
Rooms	m
Kitchen/lounge	7.4 x 3.15 (min)
Bedroom 1	3.79 x 2.75
Bathroom	2.1 x 1.7

1 Bed Apartment
14.12 - (Type 02H)

Rooms	m
Kitchen/lounge	5.165 x 2.02 plus 2.625 x 2.235
Bedroom 1	3.275 x 2.085
Bathroom	3.315 x 1.190



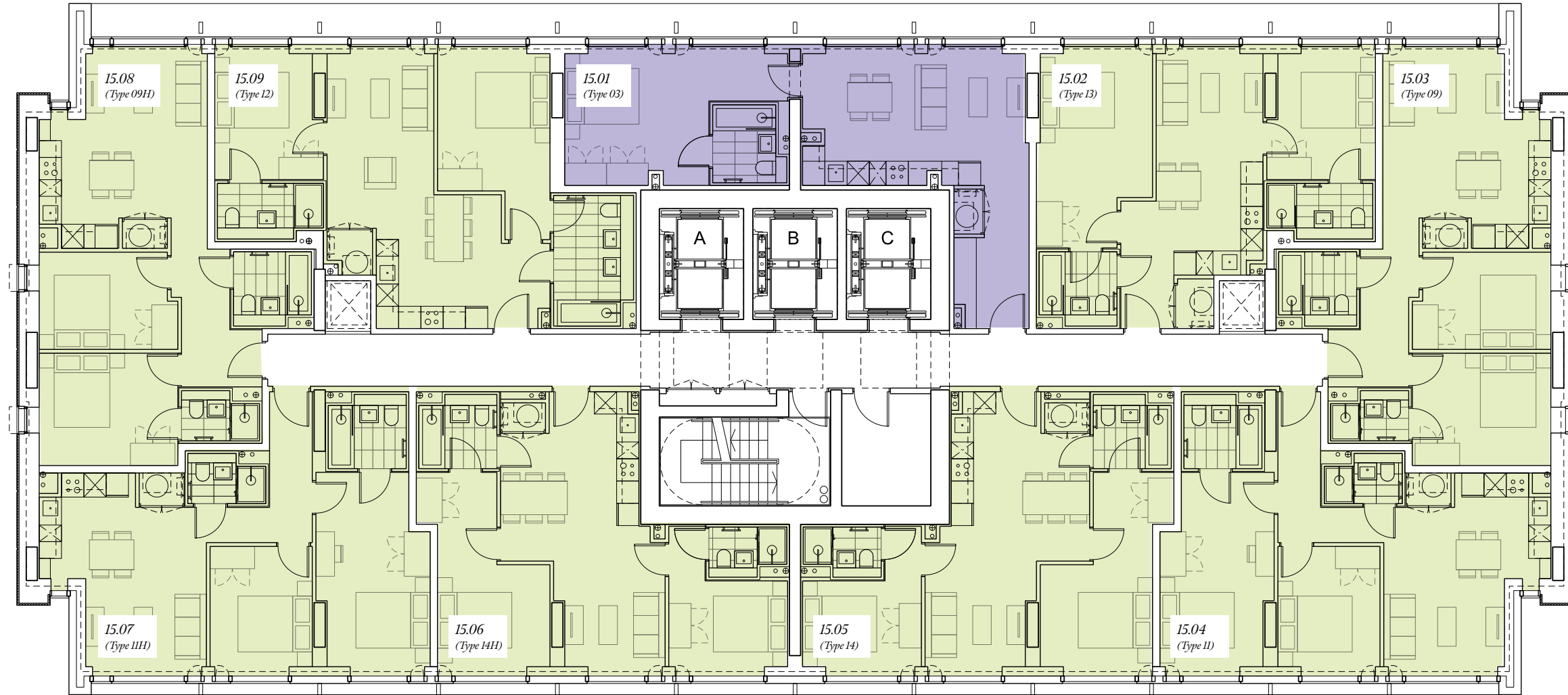
15th Floor



VISION MANCHESTER

ALLIANCE INVESTMENTS

Vision Manchester Floorplans
visionmanchester.com



1 Bed Apartment
15.01 - (Type 03)

Rooms	m
Kitchen/lounge	6.0 x 3.545 plus 3.855 x 2.2 max
Bedroom 1	3.88 x 3.545
En-suite (1)	2.1 x 1.7

2 Bed Apartment
15.02 - (Type 13)

Rooms	m
Kitchen/lounge	7.4 x 2.875
Bedroom 1	5.23 x 3.025
En-suite (1)	2.1 x 1.7
Bedroom 2	3.390 x 2.625 (min)
En-suite (2)	1.2 x 2.855

2 Bed Apartment
15.03 - (Type 09)

Rooms	m
Kitchen/lounge	3.47 x 4.525 plus 1.77 x 3.275
Bedroom 1	3.37 x 3.025
En-suite (1)	1.0 x 2.1
Bedroom 2	3.37 x 2.620
Bathroom	2.1 x 1.7
Hall (est)	3.71 x 1.3

2 Bed Apartment
15.04 - (Type 11)

Rooms	m
Kitchen/lounge	5.24 x 4.5 (max)
Bedroom 1	5.23 x 2.775
En-suite (1)	1.7 x 2.1
Bedroom 2	3.24 x 2.75
Bathroom	2.1 x 1.0
Hall	3.11 x 1.150

2 Bed Apartment
15.05 - (Type 14)

Rooms	m
Kitchen/lounge	7.4 x 3.725 (max)
Bedroom 1	2.745 x 3.025 plus 2.485 x 1.595
En-suite (1)	2.1 x 1.7
Bedroom 2	3.2 x 2.31
Bathroom	2.1 x 1.0

2 Bed Apartment
15.06 - (Type 14H)

Rooms	m
Kitchen/lounge	7.4 x 3.725 (max)
Bedroom 1	2.745 x 3.025 plus 2.485 x 1.595
En-suite (1)	2.1 x 1.7
Bedroom 2	3.2 x 2.31
Bathroom	2.1 x 1.0

2 Bed Apartment
15.07 - (Type 11H)

Rooms	m
Kitchen/lounge	5.24 x 4.5 (max)
Bedroom 1	5.23 x 2.775
En-suite (1)	1.7 x 2.1
Bedroom 2	3.24 x 2.75
Bathroom	2.1 x 1.0
Hall	3.11 x 1.150

2 Bed Apartment
15.08 - (Type 09H)

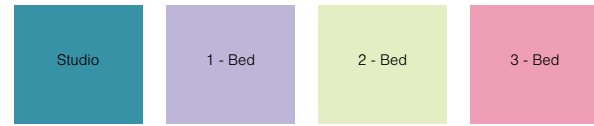
Rooms	m
Kitchen/lounge	3.47 x 4.525 plus 1.77 x 3.275
Bedroom 1	3.37 x 3.025
En-suite (1)	1.0 x 2.1
Bedroom 2	3.37 x 2.620
Bathroom	2.1 x 1.7
Hall (est)	3.71 x 1.3

2 Bed Apartment
15.09 - (Type 12)

Rooms	m
Kitchen/lounge	7.4 x 4.675 (max)
Bedroom 1	3.695 x 3.025
En-suite (1)	3.515 x 1.8
Bedroom 2	3.39 x 2.625
Bathroom	2.855 x 1.2



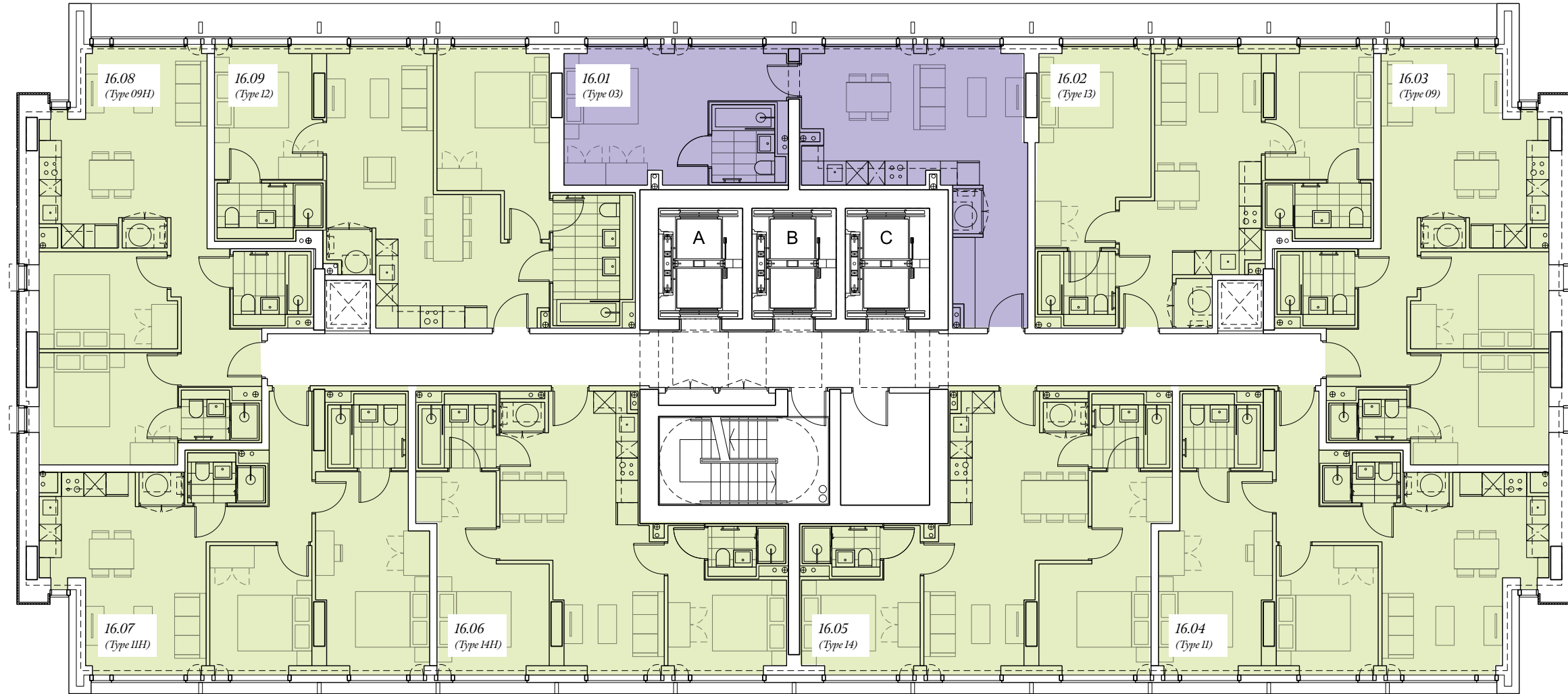
16th Floor



VISION
MANCHESTER

ALLIANCE
INVESTMENTS

Vision Manchester
Floorplans
visionmanchester.com



1 Bed Apartment
16.01 - (Type 03)

Rooms	m
Kitchen/lounge	6.0 x 3.545 plus 3.855 x 2.2 max
Bedroom 1	3.88 x 3.545
En-suite (1)	2.1 x 1.7

2 Bed Apartment
16.02 - (Type 13)

Rooms	m
Kitchen/lounge	7.4 x 2.875
Bedroom 1	5.23 x 3.025
En-suite (1)	2.1 x 1.7
Bedroom 2	3.390 x 2.625 (min)
En-suite (2)	1.2 x 2.855

2 Bed Apartment
16.03 - (Type 09)

Rooms	m
Kitchen/lounge	3.47 x 4.525 plus 1.77 x 3.275
Bedroom 1	3.37 x 3.025
En-suite (1)	1.0 x 2.1
Bedroom 2	3.37 x 2.620
Bathroom	2.1 x 1.7
Hall (est)	3.71 x 1.3

2 Bed Apartment
16.04 - (Type 11)

Rooms	m
Kitchen/lounge	5.24 x 4.5 (max)
Bedroom 1	5.23 x 2.775
En-suite (1)	1.7 x 2.1
Bedroom 2	3.24 x 2.75
Bathroom	2.1 x 1.0
Hall	3.11 x 1.150

2 Bed Apartment
16.05 - (Type 14)

Rooms	m
Kitchen/lounge	7.4 x 3.725 (max)
Bedroom 1	2.745 x 3.025 plus 2.485 x 1.595
En-suite (1)	2.1 x 1.7
Bedroom 2	3.2 x 2.31
Bathroom	2.1 x 1.0

2 Bed Apartment
16.06 - (Type 14H)

Rooms	m
Kitchen/lounge	7.4 x 3.725 (max)
Bedroom 1	2.745 x 3.025 plus 2.485 x 1.595
En-suite (1)	2.1 x 1.7
Bedroom 2	3.2 x 2.31
Bathroom	2.1 x 1.0

2 Bed Apartment
16.07 - (Type 11H)

Rooms	m
Kitchen/lounge	5.24 x 4.5 (max)
Bedroom 1	5.23 x 2.775
En-suite (1)	1.7 x 2.1
Bedroom 2	3.24 x 2.75
Bathroom	2.1 x 1.0
Hall	3.11 x 1.150

2 Bed Apartment
16.08 - (Type 09H)

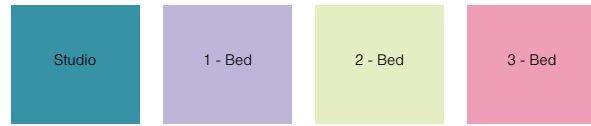
Rooms	m
Kitchen/lounge	3.47 x 4.525 plus 1.77 x 3.275
Bedroom 1	3.37 x 3.025
En-suite (1)	1.0 x 2.1
Bedroom 2	3.37 x 2.620
Bathroom	2.1 x 1.7
Hall (est)	3.71 x 1.3

2 Bed Apartment
16.09 - (Type 12)

Rooms	m
Kitchen/lounge	7.4 x 4.675 (max)
Bedroom 1	3.695 x 3.025
En-suite (1)	3.515 x 1.8
Bedroom 2	3.39 x 2.625
Bathroom	2.855 x 1.2



17th Floor

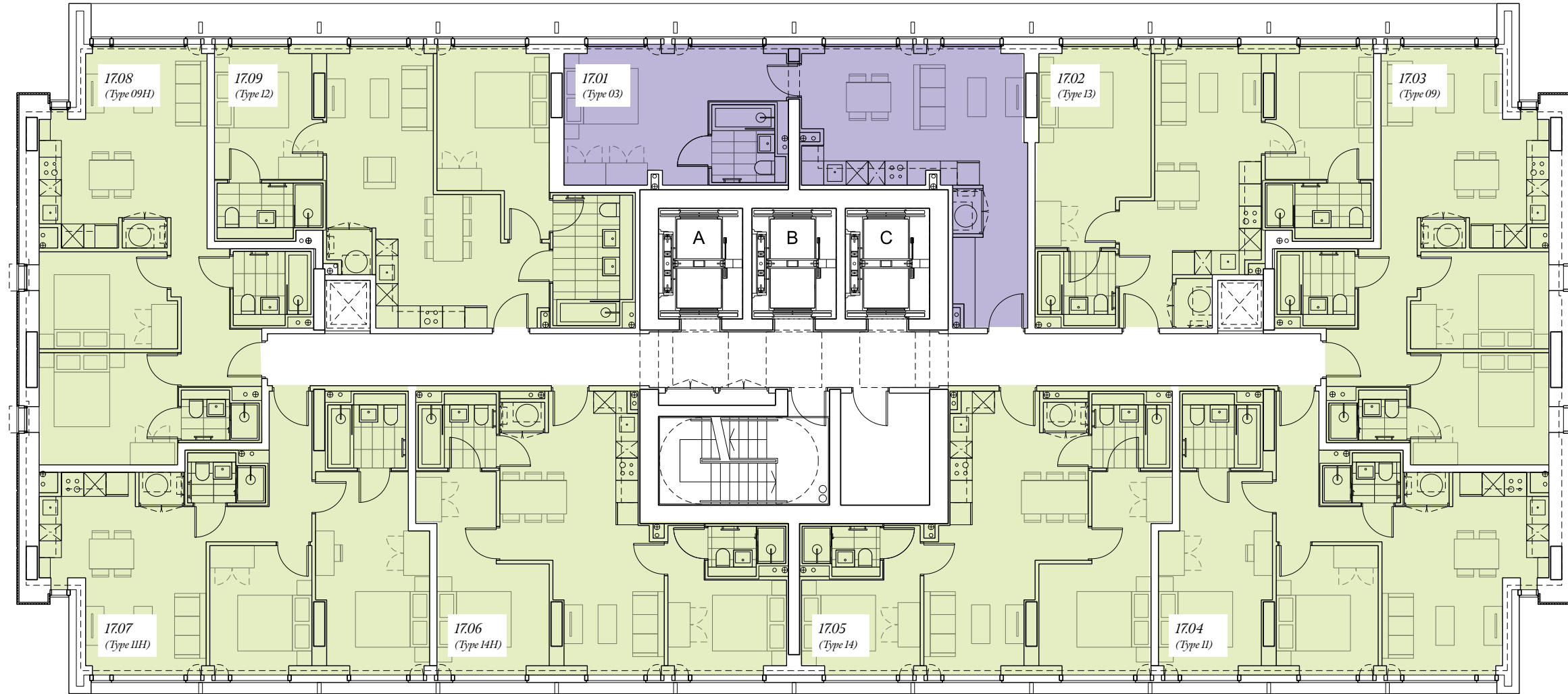


VISION
MANCHESTER

ALLIANCE
INVESTMENTS

Vision Manchester
Floorplans

visionmanchester.com



1 Bed Apartment
1701 - (Type 03)

Rooms	m
Kitchen/lounge	6.0 x 3.545 plus 3.855 x 2.2 max
Bedroom 1	3.88 x 3.545
En-suite (1)	2.1 x 1.7

2 Bed Apartment
1702 - (Type 13)

Rooms	m
Kitchen/lounge	7.4 x 2.875
Bedroom 1	5.23 x 3.025
En-suite (1)	2.1 x 1.7
Bedroom 2	3.390 x 2.625 (min)
En-suite (2)	1.2 x 2.855

2 Bed Apartment
1703 - (Type 09)

Rooms	m
Kitchen/lounge	3.47 x 4.525 plus 1.77 x 3.275
Bedroom 1	3.37 x 3.025
En-suite (1)	1.0 x 2.1
Bedroom 2	3.37 x 2.620
Bathroom	2.1 x 1.7
Hall (est)	3.71 x 1.3

2 Bed Apartment
1704 - (Type 11)

Rooms	m
Kitchen/lounge	5.24 x 4.5 (max)
Bedroom 1	5.23 x 2.775
En-suite (1)	1.7 x 2.1
Bedroom 2	3.24 x 2.75
Bathroom	2.1 x 1.0
Hall	3.11 x 1.150

2 Bed Apartment
1705 - (Type 14)

Rooms	m
Kitchen/lounge	7.4 x 3.725 (max)
Bedroom 1	2.745 x 3.025 plus 2.485 x 1.595
En-suite (1)	2.1 x 1.7
Bedroom 2	3.2 x 2.31
Bathroom	2.1 x 1.0

2 Bed Apartment
1706 - (Type 14H)

Rooms	m
Kitchen/lounge	7.4 x 3.725 (max)
Bedroom 1	2.745 x 3.025 plus 2.485 x 1.595
En-suite (1)	2.1 x 1.7
Bedroom 2	3.2 x 2.31
Bathroom	2.1 x 1.0

2 Bed Apartment
1707 - (Type 11H)

Rooms	m
Kitchen/lounge	5.24 x 4.5 (max)
Bedroom 1	5.23 x 2.775
En-suite (1)	1.7 x 2.1
Bedroom 2	3.24 x 2.75
Bathroom	2.1 x 1.0
Hall	3.11 x 1.150

2 Bed Apartment
1708 - (Type 09H)

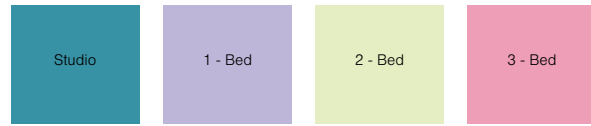
Rooms	m
Kitchen/lounge	3.47 x 4.525 plus 1.77 x 3.275
Bedroom 1	3.37 x 3.025
En-suite (1)	1.0 x 2.1
Bedroom 2	3.37 x 2.620
Bathroom	2.1 x 1.7
Hall (est)	3.71 x 1.3

2 Bed Apartment
1709 - (Type 12)

Rooms	m
Kitchen/lounge	7.4 x 4.675 (max)
Bedroom 1	3.695 x 3.025
En-suite (1)	3.515 x 1.8
Bedroom 2	3.39 x 2.625
Bathroom	2.855 x 1.2



18th Floor

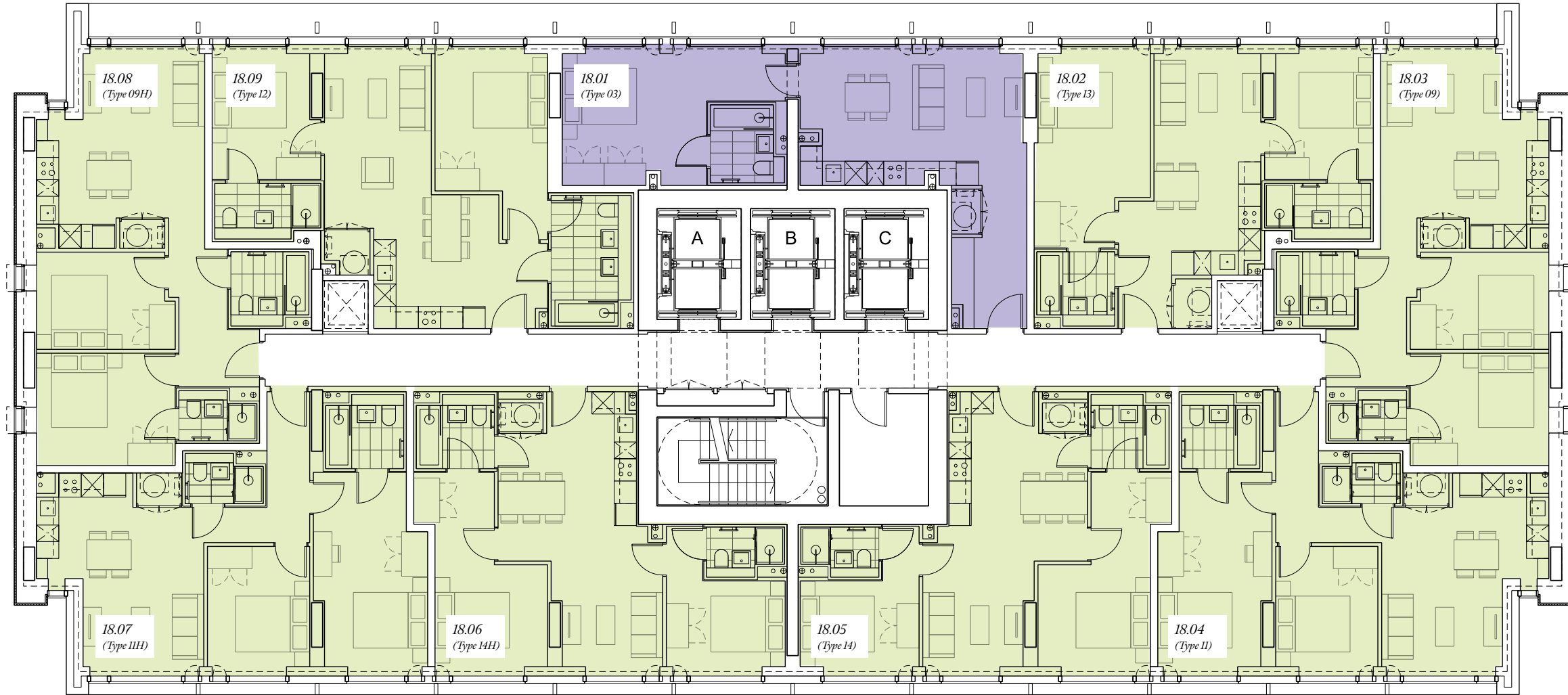


VISION
MANCHESTER

ALLIANCE
INVESTMENTS

Vision Manchester
Floorplans

visionmanchester.com



1 Bed Apartment
18.01 - (Type 03)

Rooms	m
Kitchen/lounge	6.0 x 3.545 plus 3.855 x 2.2 max
Bedroom 1	3.88 x 3.545
En-suite (1)	2.1 x 1.7

2 Bed Apartment
18.02 - (Type 13)

Rooms	m
Kitchen/lounge	7.4 x 2.875
Bedroom 1	5.23 x 3.025
En-suite (1)	2.1 x 1.7
Bedroom 2	3.390 x 2.625 (min)
En-suite (2)	1.2 x 2.855

2 Bed Apartment
18.03 - (Type 09)

Rooms	m
Kitchen/lounge	3.47 x 4.525 plus 1.77 x 3.275
Bedroom 1	3.37 x 3.025
En-suite (1)	1.0 x 2.1
Bedroom 2	3.37 x 2.620
Bathroom	2.1 x 1.7
Hall (est)	3.71 x 1.3

2 Bed Apartment
18.04 - (Type 11)

Rooms	m
Kitchen/lounge	5.24 x 4.5 (max)
Bedroom 1	5.23 x 2.775
En-suite (1)	1.7 x 2.1
Bedroom 2	3.24 x 2.75
Bathroom	2.1 x 1.0
Hall	3.11 x 1.150

2 Bed Apartment
18.05 - (Type 14)

Rooms	m
Kitchen/lounge	7.4 x 3.725 (max)
Bedroom 1	2.745 x 3.025 plus 2.485 x 1.595
En-suite (1)	2.1 x 1.7
Bedroom 2	3.2 x 2.31
Bathroom	2.1 x 1.0

2 Bed Apartment
18.06 - (Type 14H)

Rooms	m
Kitchen/lounge	7.4 x 3.725 (max)
Bedroom 1	2.745 x 3.025 plus 2.485 x 1.595
En-suite (1)	2.1 x 1.7
Bedroom 2	3.2 x 2.31
Bathroom	2.1 x 1.0

2 Bed Apartment
18.07 - (Type 11H)

Rooms	m
Kitchen/lounge	5.24 x 4.5 (max)
Bedroom 1	5.23 x 2.775
En-suite (1)	1.7 x 2.1
Bedroom 2	3.24 x 2.75
Bathroom	2.1 x 1.0
Hall	3.11 x 1.150

2 Bed Apartment
18.08 - (Type 09H)

Rooms	m
Kitchen/lounge	3.47 x 4.525 plus 1.77 x 3.275
Bedroom 1	3.37 x 3.025
En-suite (1)	1.0 x 2.1
Bedroom 2	3.37 x 2.620
Bathroom	2.1 x 1.7
Hall (est)	3.71 x 1.3

2 Bed Apartment
18.09 - (Type 12)

Rooms	m
Kitchen/lounge	7.4 x 4.675 (max)
Bedroom 1	3.695 x 3.025
En-suite (1)	3.515 x 1.8
Bedroom 2	3.39 x 2.625
Bathroom	2.855 x 1.2



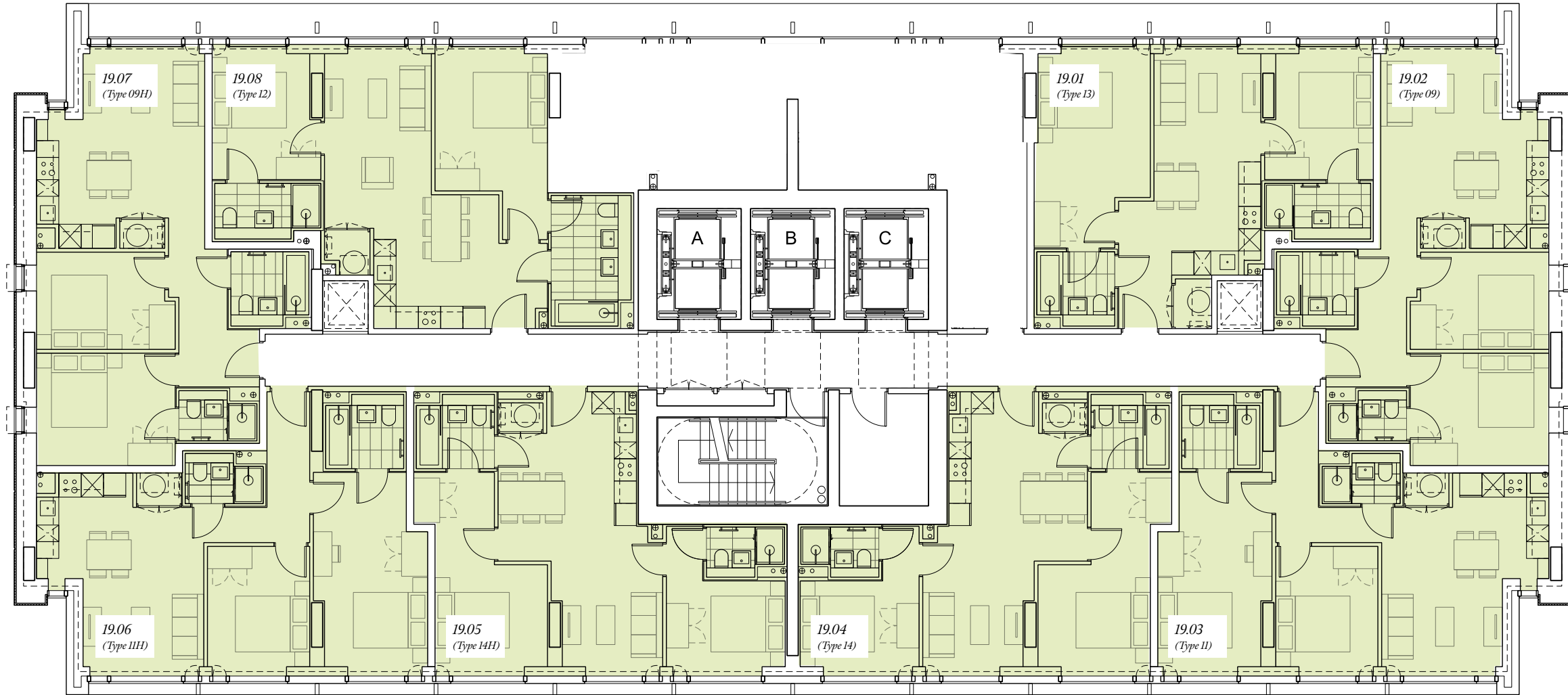
19th Floor



VISION
MANCHESTER

ALLIANCE
INVESTMENTS

Vision Manchester
Floorplans
visionmanchester.com



2 Bed Apartment
19.01 - (Type 13)

Rooms	m
Kitchen/lounge	7.4 x 2.875
Bedroom 1	5.23 x 3.025
En-suite (1)	2.1 x 1.7
Bedroom 2	3.390 x 2.625 (min)
En-suite (2)	1.2 x 2.855

2 Bed Apartment
19.02 - (Type 09)

Rooms	m
Kitchen/lounge	3.47 x 4.525 plus 1.77 x 3.275
Bedroom 1	3.37 x 3.025
En-suite (1)	1.0 x 2.1
Bedroom 2	3.37 x 2.620
Bathroom	2.1 x 1.7
Hall (est)	3.71 x 1.3

2 Bed Apartment
19.03 - (Type 11)

Rooms	m
Kitchen/lounge	5.24 x 4.5 (max)
Bedroom 1	5.23 x 2.775
En-suite (1)	1.7 x 2.1
Bedroom 2	3.24 x 2.75
Bathroom	2.1 x 1.0
Hall	3.11 x 1.150

2 Bed Apartment
19.04 - (Type 14)

Rooms	m
Kitchen/lounge	7.4 x 3.725 (max)
Bedroom 1	2.745 x 3.025 plus 2.485 x 1.595
En-suite (1)	2.1 x 1.7
Bedroom 2	3.2 x 2.31
Bathroom	2.1 x 1.0

2 Bed Apartment
19.05 - (Type 14H)

Rooms	m
Kitchen/lounge	7.4 x 3.725 (max)
Bedroom 1	2.745 x 3.025 plus 2.485 x 1.595
En-suite (1)	2.1 x 1.7
Bedroom 2	3.2 x 2.31
Bathroom	2.1 x 1.0

2 Bed Apartment
19.06 - (Type 11H)

Rooms	m
Kitchen/lounge	5.24 x 4.5 (max)
Bedroom 1	5.23 x 2.775
En-suite (1)	1.7 x 2.1
Bedroom 2	3.24 x 2.75
Bathroom	2.1 x 1.0
Hall	3.11 x 1.150

2 Bed Apartment
19.07 - (Type 09H)

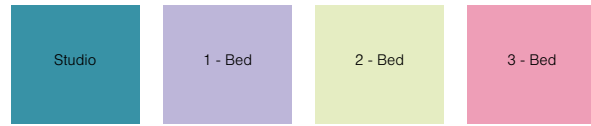
Rooms	m
Kitchen/lounge	3.47 x 4.525 plus 1.77 x 3.275
Bedroom 1	3.37 x 3.025
En-suite (1)	1.0 x 2.1
Bedroom 2	3.37 x 2.620
Bathroom	2.1 x 1.7
Hall (est)	3.71 x 1.3

2 Bed Apartment
19.08 - (Type 12)

Rooms	m
Kitchen/lounge	7.4 x 4.675 (max)
Bedroom 1	3.695 x 3.025
En-suite (1)	3.515 x 1.8
Bedroom 2	3.39 x 2.625
Bathroom	2.855 x 1.2



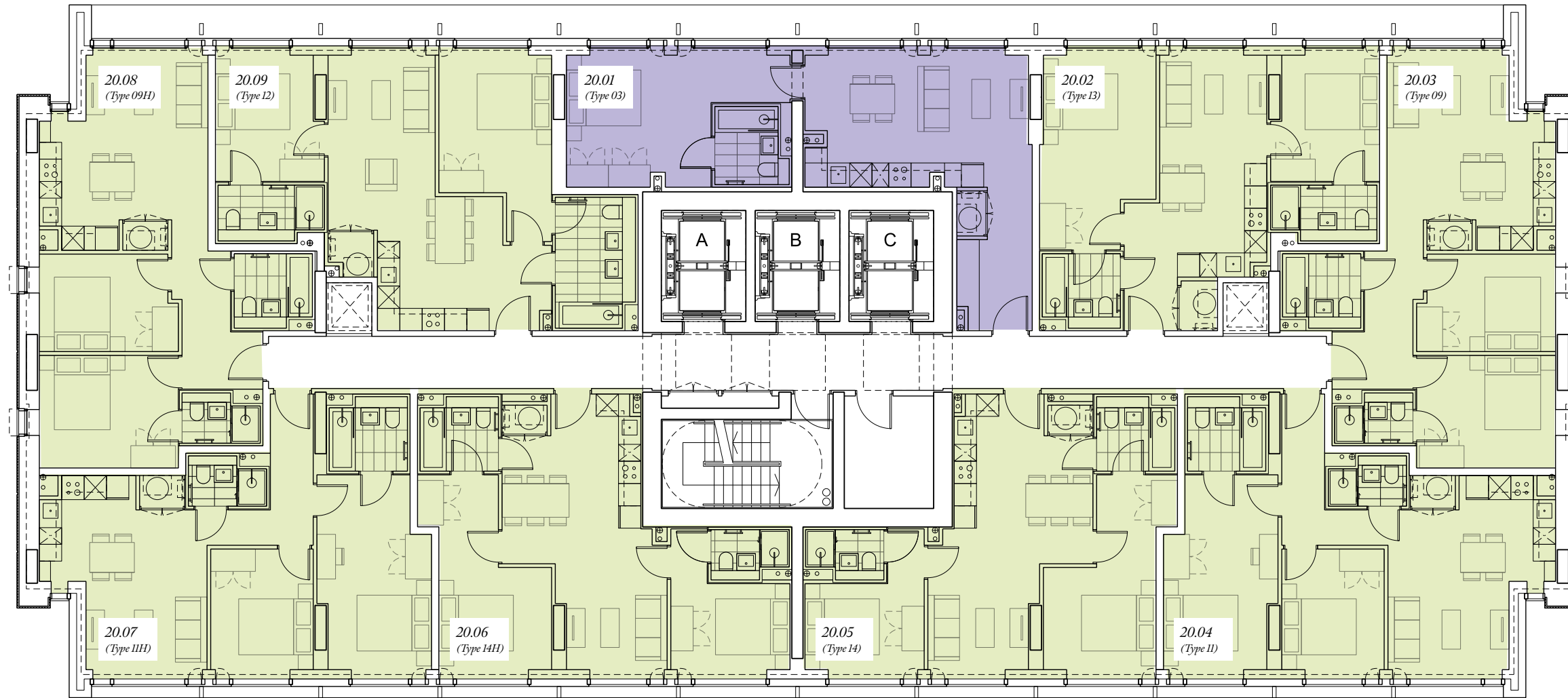
20th Floor



VISION MANCHESTER

ALLIANCE INVESTMENTS

Vision Manchester Floorplans
visionmanchester.com



1 Bed Apartment
20.01 - (Type 03)

Rooms	m
Kitchen/lounge	6.0 x 3.545 plus 3.855 x 2.2 max
Bedroom 1	3.88 x 3.545
En-suite (1)	2.1 x 1.7

2 Bed Apartment
20.02 - (Type 13)

Rooms	m
Kitchen/lounge	7.4 x 2.875
Bedroom 1	5.23 x 3.025
En-suite (1)	2.1 x 1.7
Bedroom 2	3.390 x 2.625 (min)
En-suite (2)	1.2 x 2.855

2 Bed Apartment
20.03 - (Type 09)

Rooms	m
Kitchen/lounge	3.47 x 4.525 plus 1.77 x 3.275
Bedroom 1	3.37 x 3.025
En-suite (1)	1.0 x 2.1
Bedroom 2	3.37 x 2.620
Bathroom	2.1 x 1.7
Hall (est)	3.71 x 1.3

2 Bed Apartment
20.04 - (Type 11)

Rooms	m
Kitchen/lounge	5.24 x 4.5 (max)
Bedroom 1	5.23 x 2.775
En-suite (1)	1.7 x 2.1
Bedroom 2	3.24 x 2.75
Bathroom	2.1 x 1.0
Hall	3.11 x 1.150

2 Bed Apartment
20.05 - (Type 14)

Rooms	m
Kitchen/lounge	7.4 x 3.725 (max)
Bedroom 1	2.745 x 3.025 plus 2.485 x 1.595
En-suite (1)	2.1 x 1.7
Bedroom 2	3.2 x 2.31
Bathroom	2.1 x 1.0

2 Bed Apartment
20.06 - (Type 14H)

Rooms	m
Kitchen/lounge	7.4 x 3.725 (max)
Bedroom 1	2.745 x 3.025 plus 2.485 x 1.595
En-suite (1)	2.1 x 1.7
Bedroom 2	3.2 x 2.31
Bathroom	2.1 x 1.0

2 Bed Apartment
20.07 - (Type 11H)

Rooms	m
Kitchen/lounge	5.24 x 4.5 (max)
Bedroom 1	5.23 x 2.775
En-suite (1)	1.7 x 2.1
Bedroom 2	3.24 x 2.75
Bathroom	2.1 x 1.0
Hall	3.11 x 1.150

2 Bed Apartment
20.08 - (Type 09H)

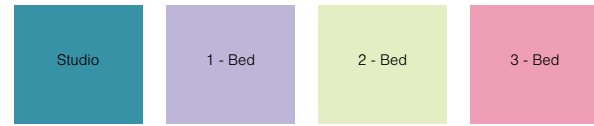
Rooms	m
Kitchen/lounge	3.47 x 4.525 plus 1.77 x 3.275
Bedroom 1	3.37 x 3.025
En-suite (1)	1.0 x 2.1
Bedroom 2	3.37 x 2.620
Bathroom	2.1 x 1.7
Hall (est)	3.71 x 1.3

2 Bed Apartment
20.09 - (Type 12)

Rooms	m
Kitchen/lounge	7.4 x 4.675 (max)
Bedroom 1	3.695 x 3.025
En-suite (1)	3.515 x 1.8
Bedroom 2	3.39 x 2.625
Bathroom	2.855 x 1.2



21st Floor

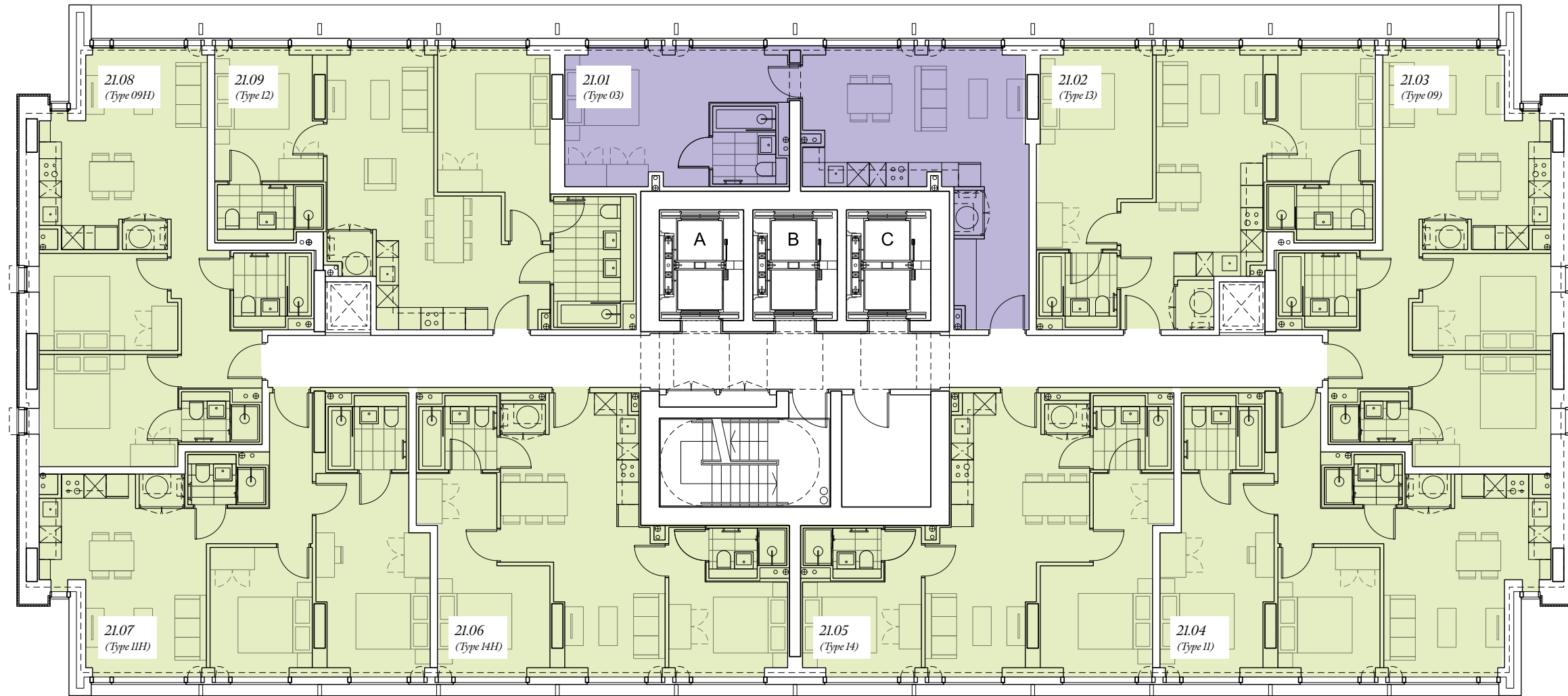


VISION
MANCHESTER

ALLIANCE
INVESTMENTS

Vision Manchester
Floorplans

visionmanchester.com



1 Bed Apartment
21.01 - (Type 03)

Rooms	m
Kitchen/lounge	6.0 x 3.545 plus 3.855 x 2.2 max
Bedroom 1	3.88 x 3.545
En-suite (1)	2.1 x 1.7

2 Bed Apartment
21.02 - (Type 13)

Rooms	m
Kitchen/lounge	7.4 x 2.875
Bedroom 1	5.23 x 3.025
En-suite (1)	2.1 x 1.7
Bedroom 2	3.390 x 2.625 (min)
En-suite (2)	1.2 x 2.855

2 Bed Apartment
21.03 - (Type 09)

Rooms	m
Kitchen/lounge	3.47 x 4.525 plus 1.77 x 3.275
Bedroom 1	3.37 x 3.025
En-suite (1)	1.0 x 2.1
Bedroom 2	3.37 x 2.620
Bathroom	2.1 x 1.7
Hall (est)	3.71 x 1.3

2 Bed Apartment
21.04 - (Type 11)

Rooms	m
Kitchen/lounge	5.24 x 4.5 (max)
Bedroom 1	5.23 x 2.775
En-suite (1)	1.7 x 2.1
Bedroom 2	3.24 x 2.75
Bathroom	2.1 x 1.0
Hall	3.11 x 1.150

2 Bed Apartment
21.05 - (Type 14)

Rooms	m
Kitchen/lounge	7.4 x 3.725 (max)
Bedroom 1	2.745 x 3.025 plus 2.485 x 1.595
En-suite (1)	2.1 x 1.7
Bedroom 2	3.2 x 2.31
Bathroom	2.1 x 1.0

2 Bed Apartment
21.06 - (Type 14H)

Rooms	m
Kitchen/lounge	7.4 x 3.725 (max)
Bedroom 1	2.745 x 3.025 plus 2.485 x 1.595
En-suite (1)	2.1 x 1.7
Bedroom 2	3.2 x 2.31
Bathroom	2.1 x 1.0

2 Bed Apartment
21.07 - (Type 11H)

Rooms	m
Kitchen/lounge	5.24 x 4.5 (max)
Bedroom 1	5.23 x 2.775
En-suite (1)	1.7 x 2.1
Bedroom 2	3.24 x 2.75
Bathroom	2.1 x 1.0
Hall	3.11 x 1.150

2 Bed Apartment
21.08 - (Type 09H)

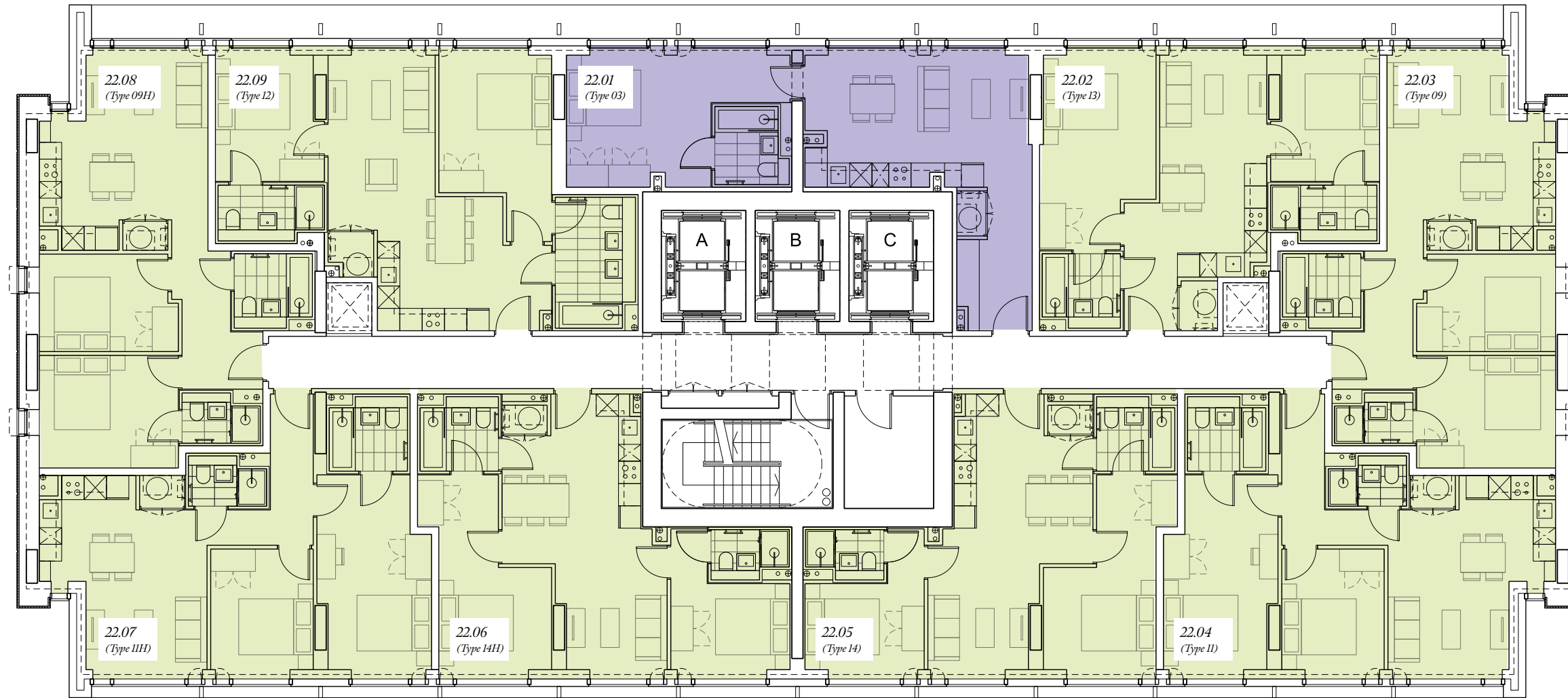
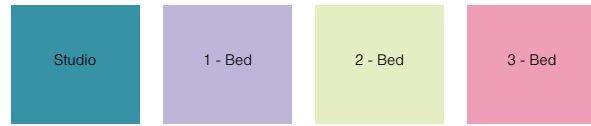
Rooms	m
Kitchen/lounge	3.47 x 4.525 plus 1.77 x 3.275
Bedroom 1	3.37 x 3.025
En-suite (1)	1.0 x 2.1
Bedroom 2	3.37 x 2.620
Bathroom	2.1 x 1.7
Hall (est)	3.71 x 1.3

2 Bed Apartment
21.09 - (Type 12)

Rooms	m
Kitchen/lounge	7.4 x 4.675 (max)
Bedroom 1	3.695 x 3.025
En-suite (1)	3.515 x 1.8
Bedroom 2	3.39 x 2.625
Bathroom	2.855 x 1.2



22nd Floor



1 Bed Apartment
22.01 - (Type 03)

Rooms	m
Kitchen/lounge	6.0 x 3.545 plus 3.855 x 2.2 max
Bedroom 1	3.88 x 3.545
En-suite (1)	2.1 x 1.7

2 Bed Apartment
22.02 - (Type 13)

Rooms	m
Kitchen/lounge	7.4 x 2.875
Bedroom 1	5.23 x 3.025
En-suite (1)	2.1 x 1.7
Bedroom 2	3.390 x 2.625 (min)
En-suite (2)	1.2 x 2.855

2 Bed Apartment
22.03 - (Type 09)

Rooms	m
Kitchen/lounge	3.47 x 4.525 plus 1.77 x 3.275
Bedroom 1	3.37 x 3.025
En-suite (1)	1.0 x 2.1
Bedroom 2	3.37 x 2.620
Bathroom	2.1 x 1.7
Hall (est)	3.71 x 1.3

2 Bed Apartment
22.04 - (Type 11)

Rooms	m
Kitchen/lounge	5.24 x 4.5 (max)
Bedroom 1	5.23 x 2.775
En-suite (1)	1.7 x 2.1
Bedroom 2	3.24 x 2.75
Bathroom	2.1 x 1.0
Hall	3.11 x 1.150

2 Bed Apartment
22.05 - (Type 14)

Rooms	m
Kitchen/lounge	7.4 x 3.725 (max)
Bedroom 1	2.745 x 3.025 plus 2.485 x 1.595
En-suite (1)	2.1 x 1.7
Bedroom 2	3.2 x 2.31
Bathroom	2.1 x 1.0

2 Bed Apartment
22.06 - (Type 14H)

Rooms	m
Kitchen/lounge	7.4 x 3.725 (max)
Bedroom 1	2.745 x 3.025 plus 2.485 x 1.595
En-suite (1)	2.1 x 1.7
Bedroom 2	3.2 x 2.31
Bathroom	2.1 x 1.0

2 Bed Apartment
22.07 - (Type 11H)

Rooms	m
Kitchen/lounge	5.24 x 4.5 (max)
Bedroom 1	5.23 x 2.775
En-suite (1)	1.7 x 2.1
Bedroom 2	3.24 x 2.75
Bathroom	2.1 x 1.0
Hall	3.11 x 1.150

2 Bed Apartment
22.08 - (Type 09H)

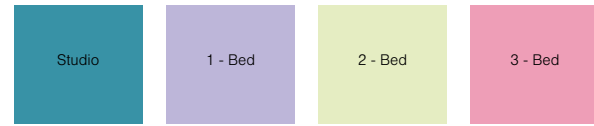
Rooms	m
Kitchen/lounge	3.47 x 4.525 plus 1.77 x 3.275
Bedroom 1	3.37 x 3.025
En-suite (1)	1.0 x 2.1
Bedroom 2	3.37 x 2.620
Bathroom	2.1 x 1.7
Hall (est)	3.71 x 1.3

2 Bed Apartment
22.09 - (Type 12)

Rooms	m
Kitchen/lounge	7.4 x 4.675 (max)
Bedroom 1	3.695 x 3.025
En-suite (1)	3.515 x 1.8
Bedroom 2	3.39 x 2.625
Bathroom	2.855 x 1.2



23rd Floor

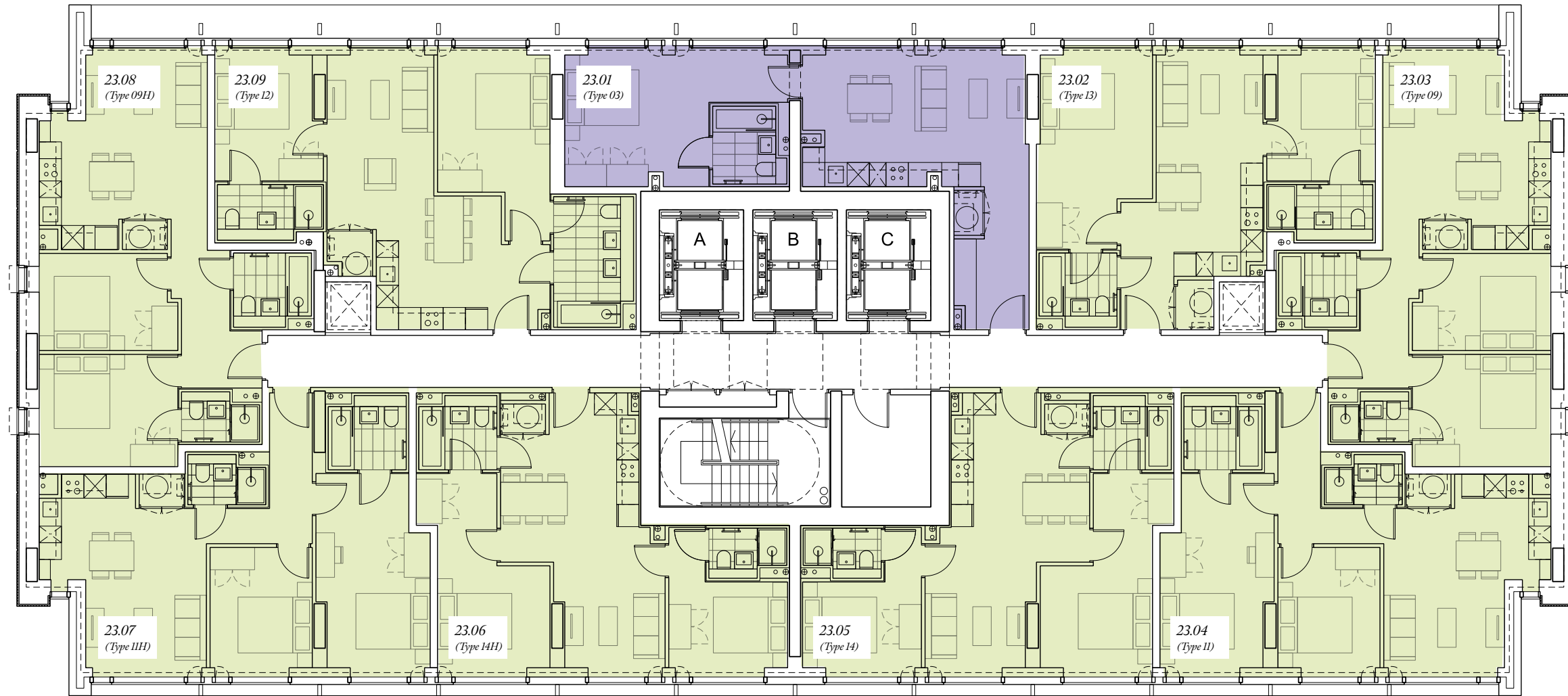


VISION MANCHESTER

ALLIANCE INVESTMENTS

Vision Manchester Floorplans

visionmanchester.com



1 Bed Apartment
23.01 - (Type 03)

Rooms	m
Kitchen/lounge	6.0 x 3.545 plus 3.855 x 2.2 max
Bedroom 1	3.88 x 3.545
En-suite (1)	2.1 x 1.7

2 Bed Apartment
23.02 - (Type 13)

Rooms	m
Kitchen/lounge	7.4 x 2.875
Bedroom 1	5.23 x 3.025
En-suite (1)	2.1 x 1.7
Bedroom 2	3.390 x 2.625 (min)
En-suite (2)	1.2 x 2.855

2 Bed Apartment
23.03 - (Type 09)

Rooms	m
Kitchen/lounge	3.47 x 4.525 plus 1.77 x 3.275
Bedroom 1	3.37 x 3.025
En-suite (1)	1.0 x 2.1
Bedroom 2	3.37 x 2.620
Bathroom	2.1 x 1.7
Hall (est)	3.71 x 1.3

2 Bed Apartment
23.04 - (Type 11)

Rooms	m
Kitchen/lounge	5.24 x 4.5 (max)
Bedroom 1	5.23 x 2.775
En-suite (1)	1.7 x 2.1
Bedroom 2	3.24 x 2.75
Bathroom	2.1 x 1.0
Hall	3.11 x 1.150

2 Bed Apartment
23.05 - (Type 14)

Rooms	m
Kitchen/lounge	7.4 x 3.725 (max)
Bedroom 1	2.745 x 3.025 plus 2.485 x 1.595
En-suite (1)	2.1 x 1.7
Bedroom 2	3.2 x 2.31
Bathroom	2.1 x 1.0

2 Bed Apartment
23.06 - (Type 14H)

Rooms	m
Kitchen/lounge	7.4 x 3.725 (max)
Bedroom 1	2.745 x 3.025 plus 2.485 x 1.595
En-suite (1)	2.1 x 1.7
Bedroom 2	3.2 x 2.31
Bathroom	2.1 x 1.0

2 Bed Apartment
23.07 - (Type 11H)

Rooms	m
Kitchen/lounge	5.24 x 4.5 (max)
Bedroom 1	5.23 x 2.775
En-suite (1)	1.7 x 2.1
Bedroom 2	3.24 x 2.75
Bathroom	2.1 x 1.0
Hall	3.11 x 1.150

2 Bed Apartment
23.08 - (Type 09H)

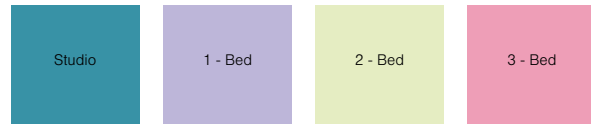
Rooms	m
Kitchen/lounge	3.47 x 4.525 plus 1.77 x 3.275
Bedroom 1	3.37 x 3.025
En-suite (1)	1.0 x 2.1
Bedroom 2	3.37 x 2.620
Bathroom	2.1 x 1.7
Hall (est)	3.71 x 1.3

2 Bed Apartment
23.09 - (Type 12)

Rooms	m
Kitchen/lounge	7.4 x 4.675 (max)
Bedroom 1	3.695 x 3.025
En-suite (1)	3.515 x 1.8
Bedroom 2	3.39 x 2.625
Bathroom	2.855 x 1.2



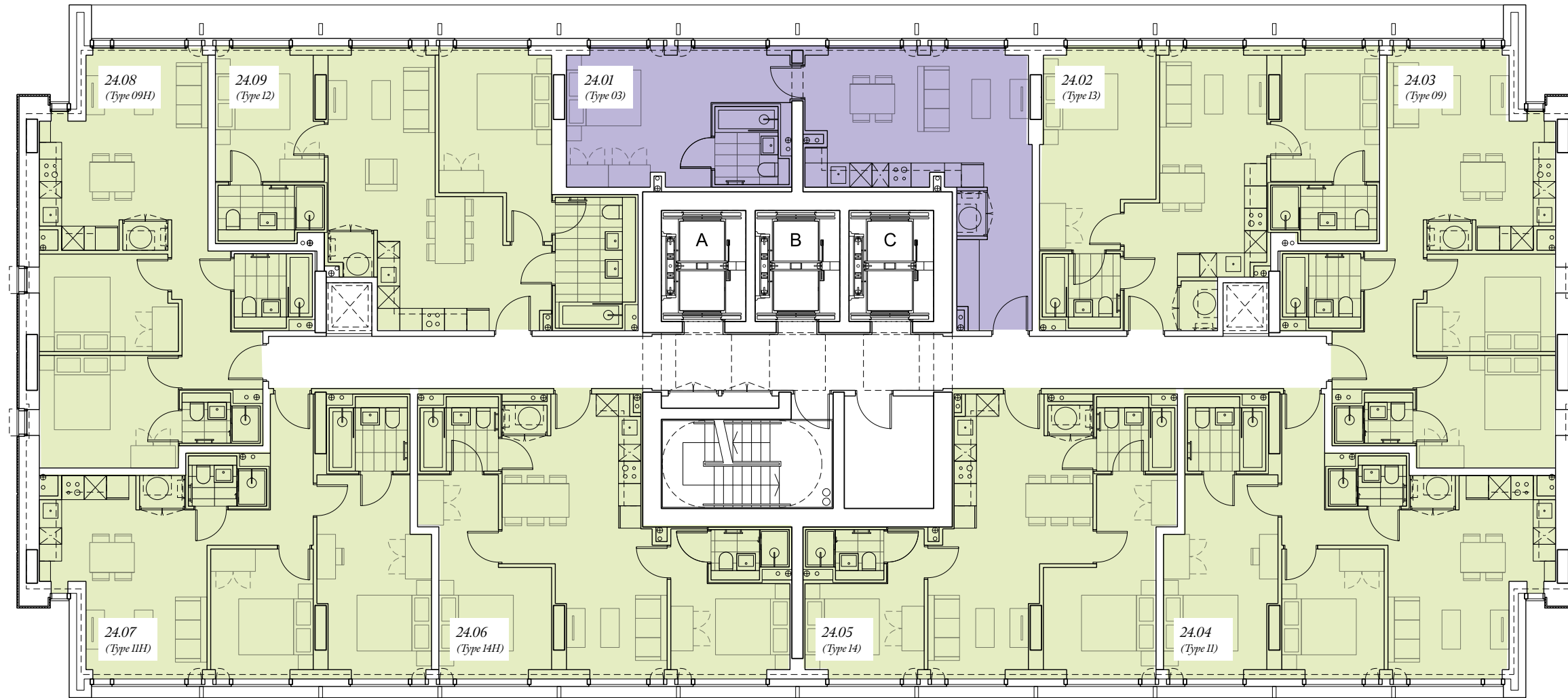
24th Floor



VISION
MANCHESTER

ALLIANCE
INVESTMENTS

Vision Manchester
Floorplans
visionmanchester.com



1 Bed Apartment
24.01 - (Type 03)

Rooms	m
Kitchen/lounge	6.0 x 3.545 plus 3.855 x 2.2 max
Bedroom 1	3.88 x 3.545
En-suite (1)	2.1 x 1.7

2 Bed Apartment
24.02 - (Type 13)

Rooms	m
Kitchen/lounge	7.4 x 2.875
Bedroom 1	5.23 x 3.025
En-suite (1)	2.1 x 1.7
Bedroom 2	3.390 x 2.625 (min)
En-suite (2)	1.2 x 2.855

2 Bed Apartment
24.03 - (Type 09)

Rooms	m
Kitchen/lounge	3.47 x 4.525 plus 1.77 x 3.275
Bedroom 1	3.37 x 3.025
En-suite (1)	1.0 x 2.1
Bedroom 2	3.37 x 2.620
Bathroom	2.1 x 1.7
Hall (est)	3.71 x 1.3

2 Bed Apartment
24.04 - (Type 11)

Rooms	m
Kitchen/lounge	5.24 x 4.5 (max)
Bedroom 1	5.23 x 2.775
En-suite (1)	1.7 x 2.1
Bedroom 2	3.24 x 2.75
Bathroom	2.1 x 1.0
Hall	3.11 x 1.150

2 Bed Apartment
24.05 - (Type 14)

Rooms	m
Kitchen/lounge	7.4 x 3.725 (max)
Bedroom 1	2.745 x 3.025 plus 2.485 x 1.595
En-suite (1)	2.1 x 1.7
Bedroom 2	3.2 x 2.31
Bathroom	2.1 x 1.0

2 Bed Apartment
24.06 - (Type 14H)

Rooms	m
Kitchen/lounge	7.4 x 3.725 (max)
Bedroom 1	2.745 x 3.025 plus 2.485 x 1.595
En-suite (1)	2.1 x 1.7
Bedroom 2	3.2 x 2.31
Bathroom	2.1 x 1.0

2 Bed Apartment
24.07 - (Type 11H)

Rooms	m
Kitchen/lounge	5.24 x 4.5 (max)
Bedroom 1	5.23 x 2.775
En-suite (1)	1.7 x 2.1
Bedroom 2	3.24 x 2.75
Bathroom	2.1 x 1.0
Hall	3.11 x 1.150

2 Bed Apartment
24.08 - (Type 09H)

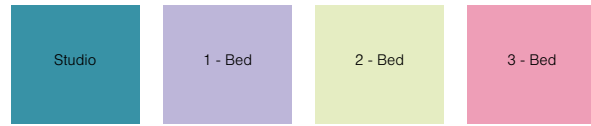
Rooms	m
Kitchen/lounge	3.47 x 4.525 plus 1.77 x 3.275
Bedroom 1	3.37 x 3.025
En-suite (1)	1.0 x 2.1
Bedroom 2	3.37 x 2.620
Bathroom	2.1 x 1.7
Hall (est)	3.71 x 1.3

2 Bed Apartment
24.09 - (Type 12)

Rooms	m
Kitchen/lounge	7.4 x 4.675 (max)
Bedroom 1	3.695 x 3.025
En-suite (1)	3.515 x 1.8
Bedroom 2	3.39 x 2.625
Bathroom	2.855 x 1.2



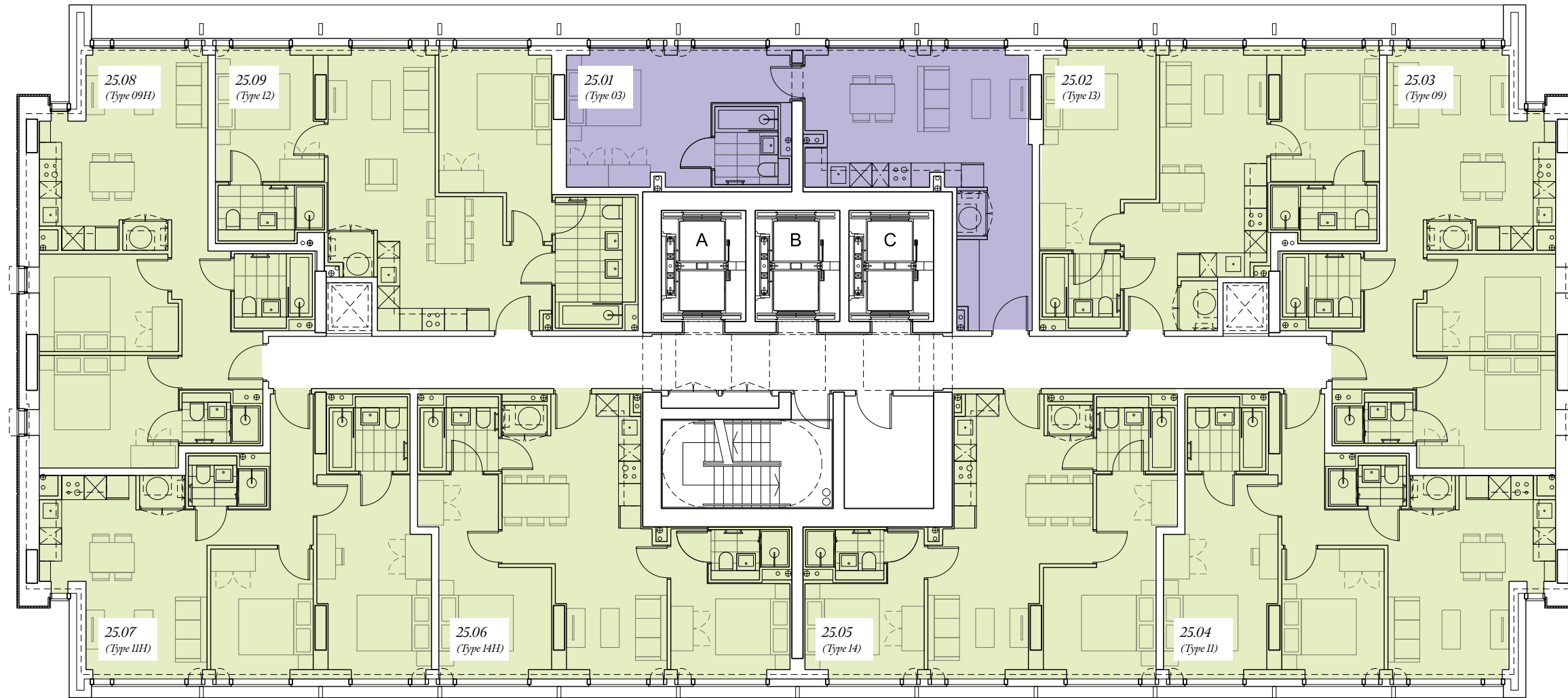
25th Floor



VISION
MANCHESTER

ALLIANCE
INVESTMENTS

Vision Manchester
Floorplans
visionmanchester.com



1 Bed Apartment
25.01 - (Type 03)

Rooms	m
Kitchen/lounge	6.0 x 3.545 plus 3.855 x 2.2 max
Bedroom 1	3.88 x 3.545
En-suite (1)	2.1 x 1.7

2 Bed Apartment
25.02 - (Type 13)

Rooms	m
Kitchen/lounge	7.4 x 2.875
Bedroom 1	5.23 x 3.025
En-suite (1)	2.1 x 1.7
Bedroom 2	3.390 x 2.625 (min)
En-suite (2)	1.2 x 2.855

2 Bed Apartment
25.03 - (Type 09)

Rooms	m
Kitchen/lounge	3.47 x 4.525 plus 1.77 x 3.275
Bedroom 1	3.37 x 3.025
En-suite (1)	1.0 x 2.1
Bedroom 2	3.37 x 2.620
Bathroom	2.1 x 1.7
Hall (est)	3.71 x 1.3

2 Bed Apartment
25.04 - (Type 11)

Rooms	m
Kitchen/lounge	5.24 x 4.5 (max)
Bedroom 1	5.23 x 2.775
En-suite (1)	1.7 x 2.1
Bedroom 2	3.24 x 2.75
Bathroom	2.1 x 1.0
Hall	3.11 x 1.150

2 Bed Apartment
25.05 - (Type 14)

Rooms	m
Kitchen/lounge	7.4 x 3.725 (max)
Bedroom 1	2.745 x 3.025 plus 2.485 x 1.595
En-suite (1)	2.1 x 1.7
Bedroom 2	3.2 x 2.31
Bathroom	2.1 x 1.0

2 Bed Apartment
25.06 - (Type 14H)

Rooms	m
Kitchen/lounge	7.4 x 3.725 (max)
Bedroom 1	2.745 x 3.025 plus 2.485 x 1.595
En-suite (1)	2.1 x 1.7
Bedroom 2	3.2 x 2.31
Bathroom	2.1 x 1.0

2 Bed Apartment
25.07 - (Type 11H)

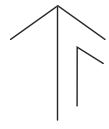
Rooms	m
Kitchen/lounge	5.24 x 4.5 (max)
Bedroom 1	5.23 x 2.775
En-suite (1)	1.7 x 2.1
Bedroom 2	3.24 x 2.75
Bathroom	2.1 x 1.0
Hall	3.11 x 1.150

2 Bed Apartment
25.08 - (Type 09H)

Rooms	m
Kitchen/lounge	3.47 x 4.525 plus 1.77 x 3.275
Bedroom 1	3.37 x 3.025
En-suite (1)	1.0 x 2.1
Bedroom 2	3.37 x 2.620
Bathroom	2.1 x 1.7
Hall (est)	3.71 x 1.3

2 Bed Apartment
25.09 - (Type 12)

Rooms	m
Kitchen/lounge	7.4 x 4.675 (max)
Bedroom 1	3.695 x 3.025
En-suite (1)	3.515 x 1.8
Bedroom 2	3.39 x 2.625
Bathroom	2.855 x 1.2



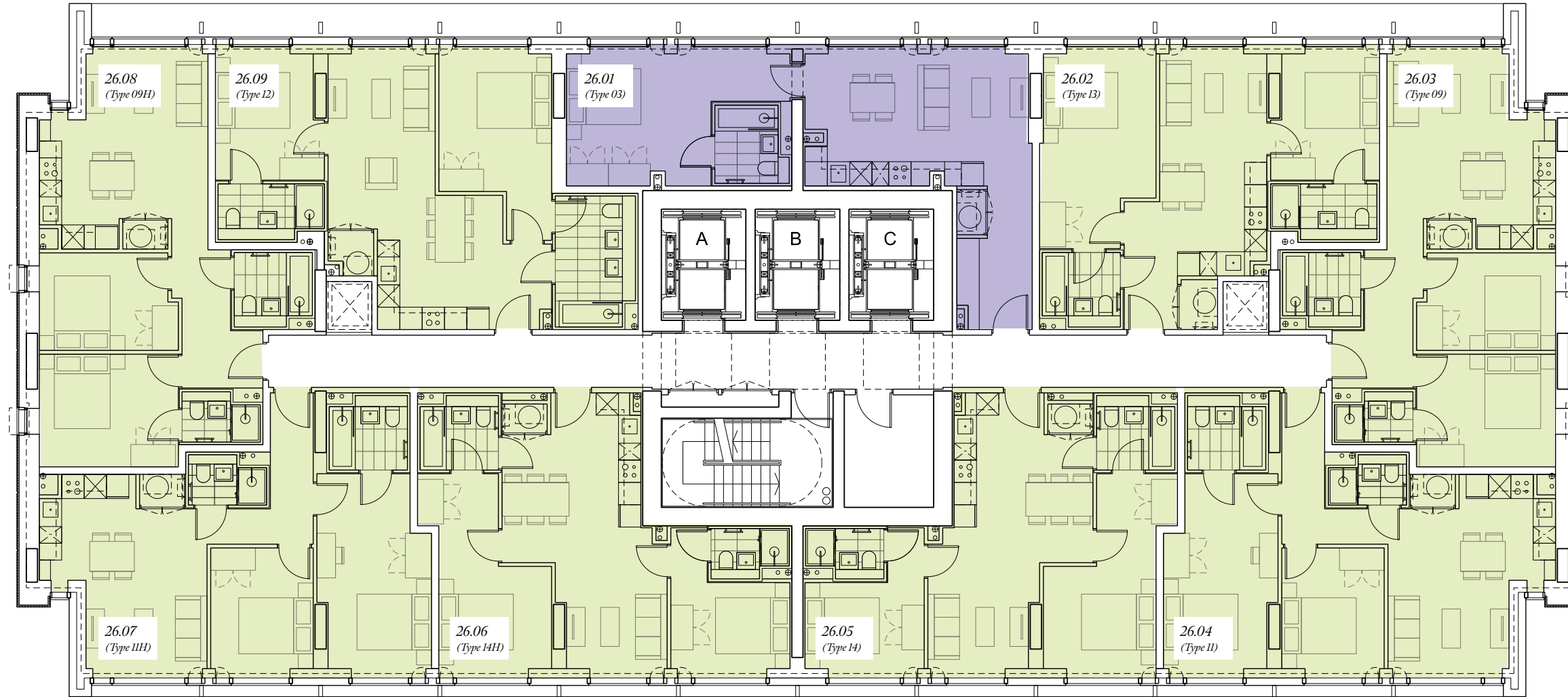
26th Floor



VISION
MANCHESTER

ALLIANCE
INVESTMENTS

Vision Manchester
Floorplans
visionmanchester.com



1 Bed Apartment
26.01 - (Type 03)

Rooms	m
Kitchen/lounge	6.0 x 3.545 plus 3.855 x 2.2 max
Bedroom 1	3.88 x 3.545
En-suite (1)	2.1 x 1.7

2 Bed Apartment
26.02 - (Type 13)

Rooms	m
Kitchen/lounge	7.4 x 2.875
Bedroom 1	5.23 x 3.025
En-suite (1)	2.1 x 1.7
Bedroom 2	3.390 x 2.625 (min)
En-suite (2)	1.2 x 2.855

2 Bed Apartment
26.03 - (Type 09)

Rooms	m
Kitchen/lounge	3.47 x 4.525 plus 1.77 x 3.275
Bedroom 1	3.37 x 3.025
En-suite (1)	1.0 x 2.1
Bedroom 2	3.37 x 2.620
Bathroom	2.1 x 1.7
Hall (est)	3.71 x 1.3

2 Bed Apartment
26.04 - (Type 11)

Rooms	m
Kitchen/lounge	5.24 x 4.5 (max)
Bedroom 1	5.23 x 2.775
En-suite (1)	1.7 x 2.1
Bedroom 2	3.24 x 2.75
Bathroom	2.1 x 1.0
Hall	3.11 x 1.150

2 Bed Apartment
26.05 - (Type 14)

Rooms	m
Kitchen/lounge	7.4 x 3.725 (max)
Bedroom 1	2.745 x 3.025 plus 2.485 x 1.595
En-suite (1)	2.1 x 1.7
Bedroom 2	3.2 x 2.31
Bathroom	2.1 x 1.0

2 Bed Apartment
26.06 - (Type 14H)

Rooms	m
Kitchen/lounge	7.4 x 3.725 (max)
Bedroom 1	2.745 x 3.025 plus 2.485 x 1.595
En-suite (1)	2.1 x 1.7
Bedroom 2	3.2 x 2.31
Bathroom	2.1 x 1.0

2 Bed Apartment
26.07 - (Type 11H)

Rooms	m
Kitchen/lounge	5.24 x 4.5 (max)
Bedroom 1	5.23 x 2.775
En-suite (1)	1.7 x 2.1
Bedroom 2	3.24 x 2.75
Bathroom	2.1 x 1.0
Hall	3.11 x 1.150

2 Bed Apartment
26.08 - (Type 09H)

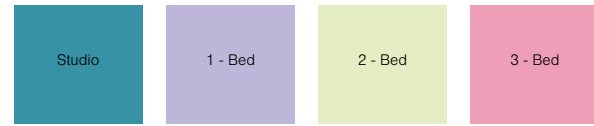
Rooms	m
Kitchen/lounge	3.47 x 4.525 plus 1.77 x 3.275
Bedroom 1	3.37 x 3.025
En-suite (1)	1.0 x 2.1
Bedroom 2	3.37 x 2.620
Bathroom	2.1 x 1.7
Hall (est)	3.71 x 1.3

2 Bed Apartment
26.09 - (Type 12)

Rooms	m
Kitchen/lounge	7.4 x 4.675 (max)
Bedroom 1	3.695 x 3.025
En-suite (1)	3.515 x 1.8
Bedroom 2	3.39 x 2.625
Bathroom	2.855 x 1.2



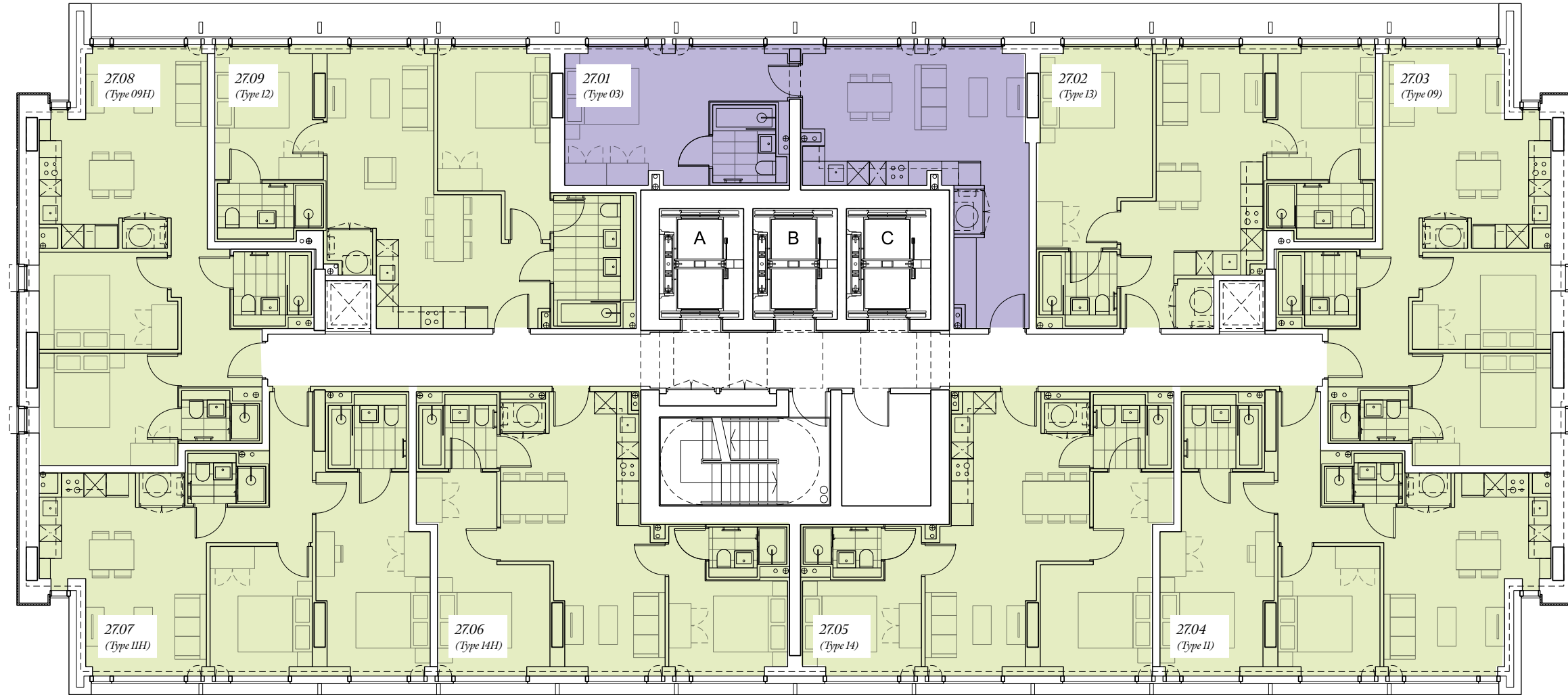
27th Floor



VISION
MANCHESTER

ALLIANCE
INVESTMENTS

Vision Manchester
Floorplans
visionmanchester.com



1 Bed Apartment
27.01 - (Type 03)

Rooms	m
Kitchen/lounge	6.0 x 3.545 plus 3.855 x 2.2 max
Bedroom 1	3.88 x 3.545
En-suite (1)	2.1 x 1.7

2 Bed Apartment
27.02 - (Type 13)

Rooms	m
Kitchen/lounge	7.4 x 2.875
Bedroom 1	5.23 x 3.025
En-suite (1)	2.1 x 1.7
Bedroom 2	3.390 x 2.625 (min)
En-suite (2)	1.2 x 2.855

2 Bed Apartment
27.03 - (Type 09)

Rooms	m
Kitchen/lounge	3.47 x 4.525 plus 1.77 x 3.275
Bedroom 1	3.37 x 3.025
En-suite (1)	1.0 x 2.1
Bedroom 2	3.37 x 2.620
Bathroom	2.1 x 1.7
Hall (est)	3.71 x 1.3

2 Bed Apartment
27.04 - (Type 11)

Rooms	m
Kitchen/lounge	5.24 x 4.5 (max)
Bedroom 1	5.23 x 2.775
En-suite (1)	1.7 x 2.1
Bedroom 2	3.24 x 2.75
Bathroom	2.1 x 1.0
Hall	3.11 x 1.150

2 Bed Apartment
27.05 - (Type 14)

Rooms	m
Kitchen/lounge	7.4 x 3.725 (max)
Bedroom 1	2.745 x 3.025 plus 2.485 x 1.595
En-suite (1)	2.1 x 1.7
Bedroom 2	3.2 x 2.31
Bathroom	2.1 x 1.0

2 Bed Apartment
27.06 - (Type 14H)

Rooms	m
Kitchen/lounge	7.4 x 3.725 (max)
Bedroom 1	2.745 x 3.025 plus 2.485 x 1.595
En-suite (1)	2.1 x 1.7
Bedroom 2	3.2 x 2.31
Bathroom	2.1 x 1.0

2 Bed Apartment
27.07 - (Type 11H)

Rooms	m
Kitchen/lounge	5.24 x 4.5 (max)
Bedroom 1	5.23 x 2.775
En-suite (1)	1.7 x 2.1
Bedroom 2	3.24 x 2.75
Bathroom	2.1 x 1.0
Hall	3.11 x 1.150

2 Bed Apartment
27.08 - (Type 09H)

Rooms	m
Kitchen/lounge	3.47 x 4.525 plus 1.77 x 3.275
Bedroom 1	3.37 x 3.025
En-suite (1)	1.0 x 2.1
Bedroom 2	3.37 x 2.620
Bathroom	2.1 x 1.7
Hall (est)	3.71 x 1.3

2 Bed Apartment
27.09 - (Type 12)

Rooms	m
Kitchen/lounge	7.4 x 4.675 (max)
Bedroom 1	3.695 x 3.025
En-suite (1)	3.515 x 1.8
Bedroom 2	3.39 x 2.625
Bathroom	2.855 x 1.2



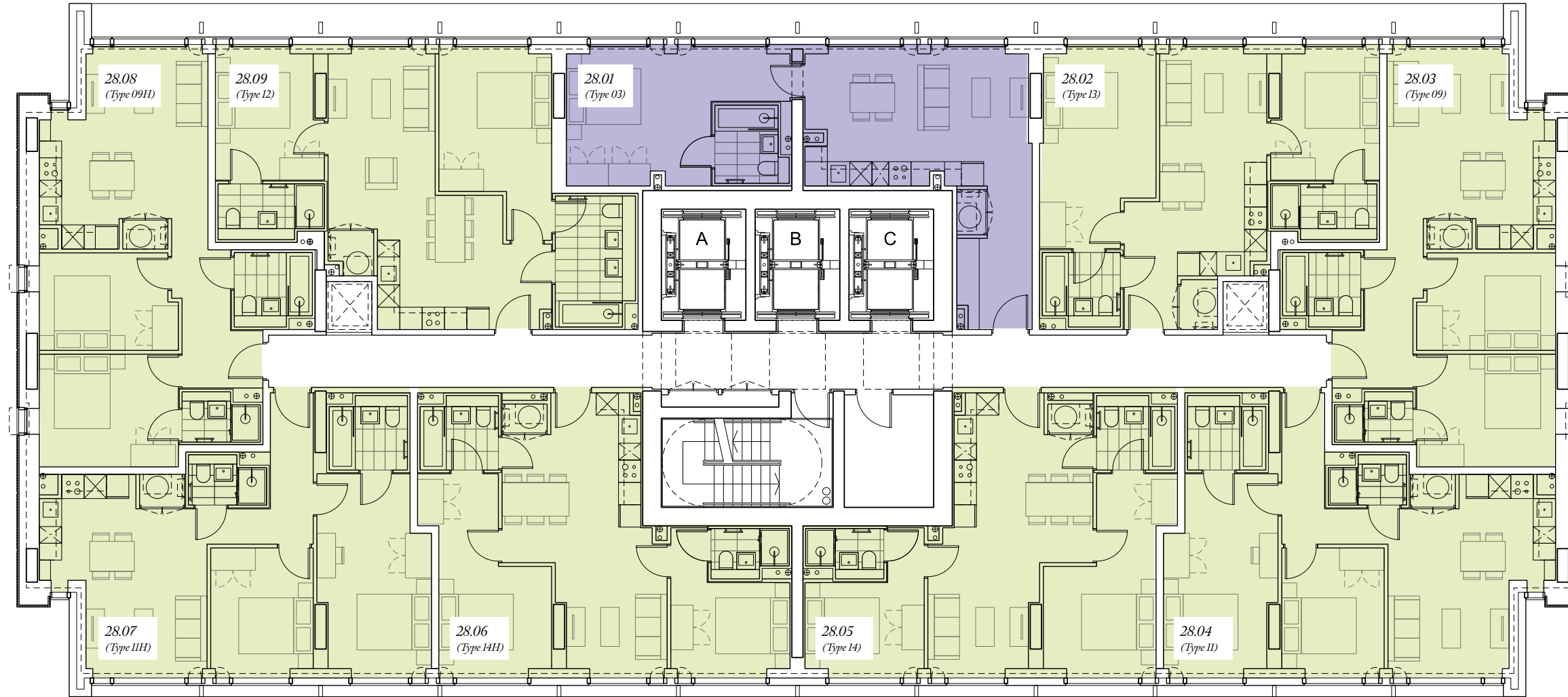
28th Floor



VISION
MANCHESTER

ALLIANCE
INVESTMENTS

Vision Manchester
Floorplans
visionmanchester.com



1 Bed Apartment
28.01 - (Type 03)

Rooms	m
Kitchen/lounge	6.0 x 3.545 plus 3.855 x 2.2 max
Bedroom 1	3.88 x 3.545
En-suite (1)	2.1 x 1.7

2 Bed Apartment
28.02 - (Type 13)

Rooms	m
Kitchen/lounge	7.4 x 2.875
Bedroom 1	5.23 x 3.025
En-suite (1)	2.1 x 1.7
Bedroom 2	3.390 x 2.625 (min)
En-suite (2)	1.2 x 2.855

2 Bed Apartment
28.03 - (Type 09)

Rooms	m
Kitchen/lounge	3.47 x 4.525 plus 1.77 x 3.275
Bedroom 1	3.37 x 3.025
En-suite (1)	1.0 x 2.1
Bedroom 2	3.37 x 2.620
Bathroom	2.1 x 1.7
Hall (est)	3.71 x 1.3

2 Bed Apartment
28.04 - (Type 11)

Rooms	m
Kitchen/lounge	5.24 x 4.5 (max)
Bedroom 1	5.23 x 2.775
En-suite (1)	1.7 x 2.1
Bedroom 2	3.24 x 2.75
Bathroom	2.1 x 1.0
Hall	3.11 x 1.150

2 Bed Apartment
28.05 - (Type 14)

Rooms	m
Kitchen/lounge	7.4 x 3.725 (max)
Bedroom 1	2.745 x 3.025 plus 2.485 x 1.595
En-suite (1)	2.1 x 1.7
Bedroom 2	3.2 x 2.31
Bathroom	2.1 x 1.0

2 Bed Apartment
28.06 - (Type 14H)

Rooms	m
Kitchen/lounge	7.4 x 3.725 (max)
Bedroom 1	2.745 x 3.025 plus 2.485 x 1.595
En-suite (1)	2.1 x 1.7
Bedroom 2	3.2 x 2.31
Bathroom	2.1 x 1.0

2 Bed Apartment
28.07 - (Type 11H)

Rooms	m
Kitchen/lounge	5.24 x 4.5 (max)
Bedroom 1	5.23 x 2.775
En-suite (1)	1.7 x 2.1
Bedroom 2	3.24 x 2.75
Bathroom	2.1 x 1.0
Hall	3.11 x 1.150

2 Bed Apartment
28.08 - (Type 09H)

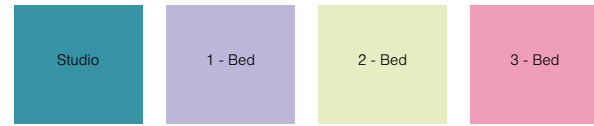
Rooms	m
Kitchen/lounge	3.47 x 4.525 plus 1.77 x 3.275
Bedroom 1	3.37 x 3.025
En-suite (1)	1.0 x 2.1
Bedroom 2	3.37 x 2.620
Bathroom	2.1 x 1.7
Hall (est)	3.71 x 1.3

2 Bed Apartment
28.09 - (Type 12)

Rooms	m
Kitchen/lounge	7.4 x 4.675 (max)
Bedroom 1	3.695 x 3.025
En-suite (1)	3.515 x 1.8
Bedroom 2	3.39 x 2.625
Bathroom	2.855 x 1.2



29th Floor

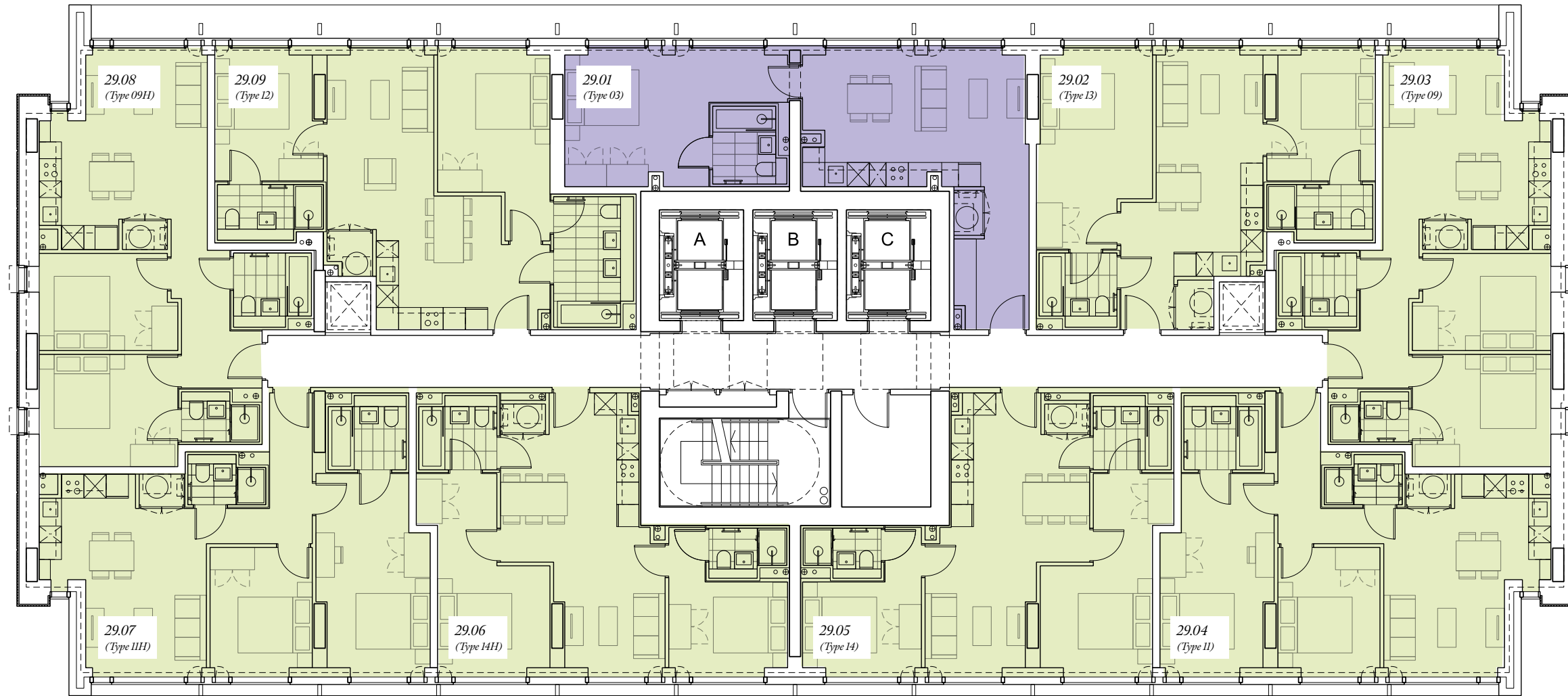


VISION
MANCHESTER

ALLIANCE
INVESTMENTS

Vision Manchester
Floorplans

visionmanchester.com



1 Bed Apartment
29.01 - (Type 03)

Rooms	m
Kitchen/lounge	6.0 x 3.545 plus 3.855 x 2.2 max
Bedroom 1	3.88 x 3.545
En-suite (1)	2.1 x 1.7

2 Bed Apartment
29.02 - (Type 13)

Rooms	m
Kitchen/lounge	7.4 x 2.875
Bedroom 1	5.23 x 3.025
En-suite (1)	2.1 x 1.7
Bedroom 2	3.390 x 2.625 (min)
En-suite (2)	1.2 x 2.855

2 Bed Apartment
29.03 - (Type 09)

Rooms	m
Kitchen/lounge	3.47 x 4.525 plus 1.77 x 3.275
Bedroom 1	3.37 x 3.025
En-suite (1)	1.0 x 2.1
Bedroom 2	3.37 x 2.620
Bathroom	2.1 x 1.7
Hall (est)	3.71 x 1.3

2 Bed Apartment
29.04 - (Type 11)

Rooms	m
Kitchen/lounge	5.24 x 4.5 (max)
Bedroom 1	5.23 x 2.775
En-suite (1)	1.7 x 2.1
Bedroom 2	3.24 x 2.75
Bathroom	2.1 x 1.0
Hall	3.11 x 1.150

2 Bed Apartment
29.05 - (Type 14)

Rooms	m
Kitchen/lounge	7.4 x 3.725 (max)
Bedroom 1	2.745 x 3.025 plus 2.485 x 1.595
En-suite (1)	2.1 x 1.7
Bedroom 2	3.2 x 2.31
Bathroom	2.1 x 1.0

2 Bed Apartment
29.06 - (Type 14H)

Rooms	m
Kitchen/lounge	7.4 x 3.725 (max)
Bedroom 1	2.745 x 3.025 plus 2.485 x 1.595
En-suite (1)	2.1 x 1.7
Bedroom 2	3.2 x 2.31
Bathroom	2.1 x 1.0

2 Bed Apartment
29.07 - (Type 11H)

Rooms	m
Kitchen/lounge	5.24 x 4.5 (max)
Bedroom 1	5.23 x 2.775
En-suite (1)	1.7 x 2.1
Bedroom 2	3.24 x 2.75
Bathroom	2.1 x 1.0
Hall	3.11 x 1.150

2 Bed Apartment
29.08 - (Type 09H)

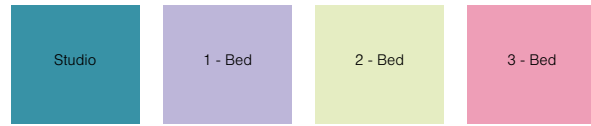
Rooms	m
Kitchen/lounge	3.47 x 4.525 plus 1.77 x 3.275
Bedroom 1	3.37 x 3.025
En-suite (1)	1.0 x 2.1
Bedroom 2	3.37 x 2.620
Bathroom	2.1 x 1.7
Hall (est)	3.71 x 1.3

2 Bed Apartment
29.09 - (Type 12)

Rooms	m
Kitchen/lounge	7.4 x 4.675 (max)
Bedroom 1	3.695 x 3.025
En-suite (1)	3.515 x 1.8
Bedroom 2	3.39 x 2.625
Bathroom	2.855 x 1.2



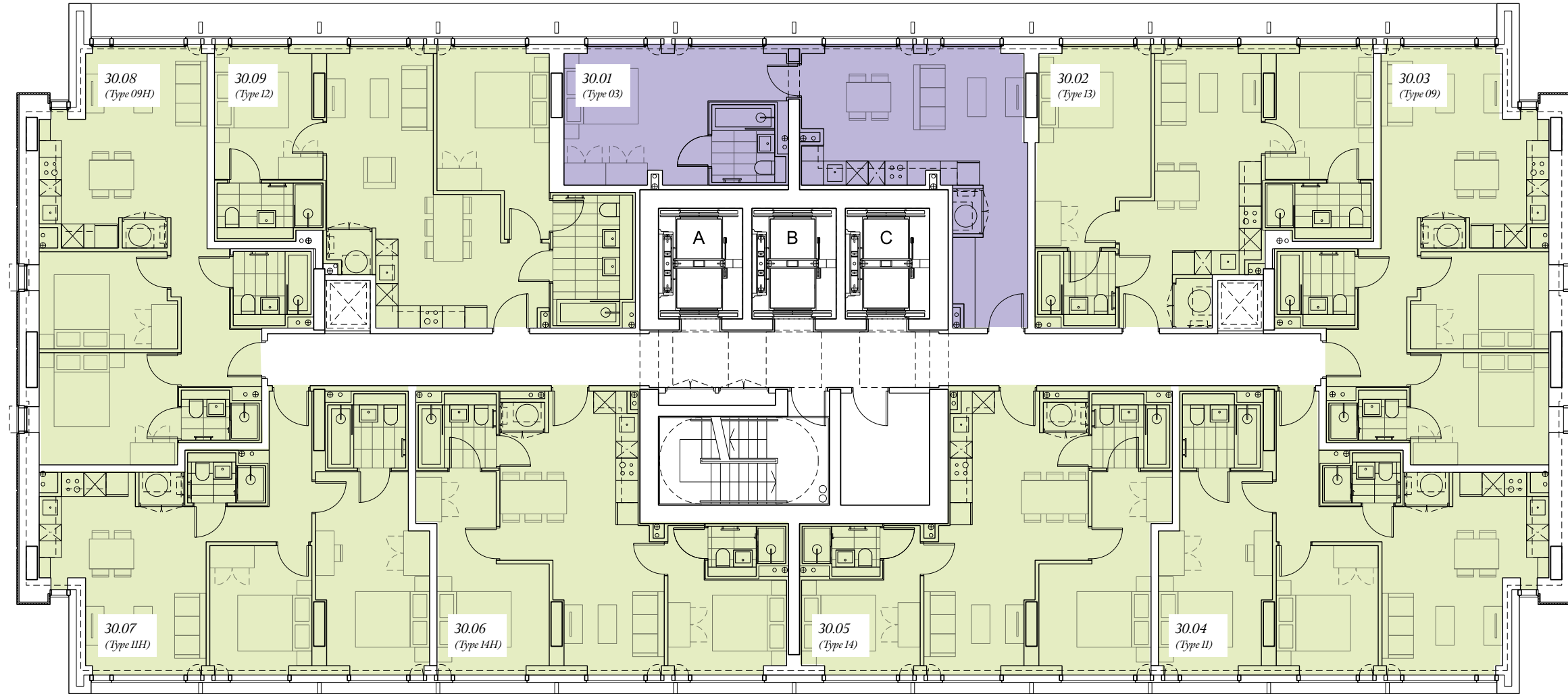
30th Floor



VISION MANCHESTER

ALLIANCE INVESTMENTS

Vision Manchester Floorplans
visionmanchester.com



1 Bed Apartment
30.01 - (Type 03)

Rooms	m
Kitchen/lounge	6.0 x 3.545 plus 3.855 x 2.2 max
Bedroom 1	3.88 x 3.545
En-suite (1)	2.1 x 1.7

2 Bed Apartment
30.02 - (Type 13)

Rooms	m
Kitchen/lounge	7.4 x 2.875
Bedroom 1	5.23 x 3.025
En-suite (1)	2.1 x 1.7
Bedroom 2	3.390 x 2.625 (min)
En-suite (2)	1.2 x 2.855

2 Bed Apartment
30.03 - (Type 09)

Rooms	m
Kitchen/lounge	3.47 x 4.525 plus 1.77 x 3.275
Bedroom 1	3.37 x 3.025
En-suite (1)	1.0 x 2.1
Bedroom 2	3.37 x 2.620
Bathroom	2.1 x 1.7
Hall (est)	3.71 x 1.3

2 Bed Apartment
30.04 - (Type 11)

Rooms	m
Kitchen/lounge	5.24 x 4.5 (max)
Bedroom 1	5.23 x 2.775
En-suite (1)	1.7 x 2.1
Bedroom 2	3.24 x 2.75
Bathroom	2.1 x 1.0
Hall	3.11 x 1.150

2 Bed Apartment
30.05 - (Type 14)

Rooms	m
Kitchen/lounge	7.4 x 3.725 (max)
Bedroom 1	2.745 x 3.025 plus 2.485 x 1.595
En-suite (1)	2.1 x 1.7
Bedroom 2	3.2 x 2.31
Bathroom	2.1 x 1.0

2 Bed Apartment
30.06 - (Type 14H)

Rooms	m
Kitchen/lounge	7.4 x 3.725 (max)
Bedroom 1	2.745 x 3.025 plus 2.485 x 1.595
En-suite (1)	2.1 x 1.7
Bedroom 2	3.2 x 2.31
Bathroom	2.1 x 1.0

2 Bed Apartment
30.07 - (Type 11H)

Rooms	m
Kitchen/lounge	5.24 x 4.5 (max)
Bedroom 1	5.23 x 2.775
En-suite (1)	1.7 x 2.1
Bedroom 2	3.24 x 2.75
Bathroom	2.1 x 1.0
Hall	3.11 x 1.150

2 Bed Apartment
30.08 - (Type 09H)

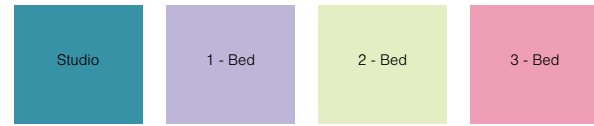
Rooms	m
Kitchen/lounge	3.47 x 4.525 plus 1.77 x 3.275
Bedroom 1	3.37 x 3.025
En-suite (1)	1.0 x 2.1
Bedroom 2	3.37 x 2.620
Bathroom	2.1 x 1.7
Hall (est)	3.71 x 1.3

2 Bed Apartment
30.09 - (Type 12)

Rooms	m
Kitchen/lounge	7.4 x 4.675 (max)
Bedroom 1	3.695 x 3.025
En-suite (1)	3.515 x 1.8
Bedroom 2	3.39 x 2.625
Bathroom	2.855 x 1.2



31st Floor

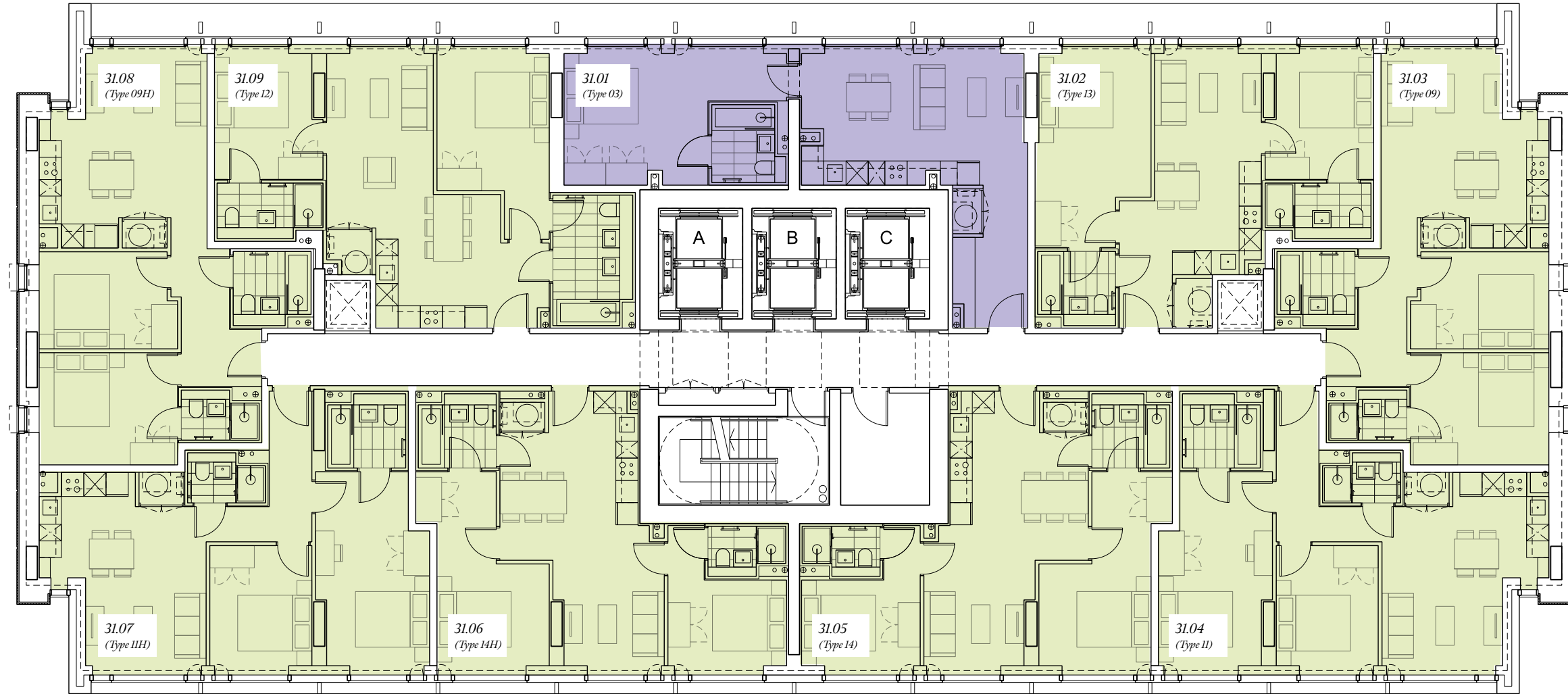


VISION
MANCHESTER

ALLIANCE
INVESTMENTS

Vision Manchester
Floorplans

visionmanchester.com



1 Bed Apartment
31.01 - (Type 03)

Rooms	m
Kitchen/lounge	6.0 x 3.545 plus 3.855 x 2.2 max
Bedroom 1	3.88 x 3.545
En-suite (1)	2.1 x 1.7

2 Bed Apartment
31.02 - (Type 13)

Rooms	m
Kitchen/lounge	7.4 x 2.875
Bedroom 1	5.23 x 3.025
En-suite (1)	2.1 x 1.7
Bedroom 2	3.390 x 2.625 (min)
En-suite (2)	1.2 x 2.855

2 Bed Apartment
31.03 - (Type 09)

Rooms	m
Kitchen/lounge	3.47 x 4.525 plus 1.77 x 3.275
Bedroom 1	3.37 x 3.025
En-suite (1)	1.0 x 2.1
Bedroom 2	3.37 x 2.620
Bathroom	2.1 x 1.7
Hall (est)	3.71 x 1.3

2 Bed Apartment
31.04 - (Type 11)

Rooms	m
Kitchen/lounge	5.24 x 4.5 (max)
Bedroom 1	5.23 x 2.775
En-suite (1)	1.7 x 2.1
Bedroom 2	3.24 x 2.75
Bathroom	2.1 x 1.0
Hall	3.11 x 1.150

2 Bed Apartment
31.05 - (Type 14)

Rooms	m
Kitchen/lounge	7.4 x 3.725 (max)
Bedroom 1	2.745 x 3.025 plus 2.485 x 1.595
En-suite (1)	2.1 x 1.7
Bedroom 2	3.2 x 2.31
Bathroom	2.1 x 1.0

2 Bed Apartment
31.06 - (Type 14H)

Rooms	m
Kitchen/lounge	7.4 x 3.725 (max)
Bedroom 1	2.745 x 3.025 plus 2.485 x 1.595
En-suite (1)	2.1 x 1.7
Bedroom 2	3.2 x 2.31
Bathroom	2.1 x 1.0

2 Bed Apartment
31.07 - (Type 11H)

Rooms	m
Kitchen/lounge	5.24 x 4.5 (max)
Bedroom 1	5.23 x 2.775
En-suite (1)	1.7 x 2.1
Bedroom 2	3.24 x 2.75
Bathroom	2.1 x 1.0
Hall	3.11 x 1.150

2 Bed Apartment
31.08 - (Type 09H)

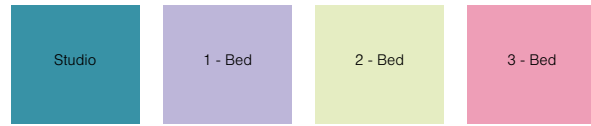
Rooms	m
Kitchen/lounge	3.47 x 4.525 plus 1.77 x 3.275
Bedroom 1	3.37 x 3.025
En-suite (1)	1.0 x 2.1
Bedroom 2	3.37 x 2.620
Bathroom	2.1 x 1.7
Hall (est)	3.71 x 1.3

2 Bed Apartment
31.09 - (Type 12)

Rooms	m
Kitchen/lounge	7.4 x 4.675 (max)
Bedroom 1	3.695 x 3.025
En-suite (1)	3.515 x 1.8
Bedroom 2	3.39 x 2.625
Bathroom	2.855 x 1.2



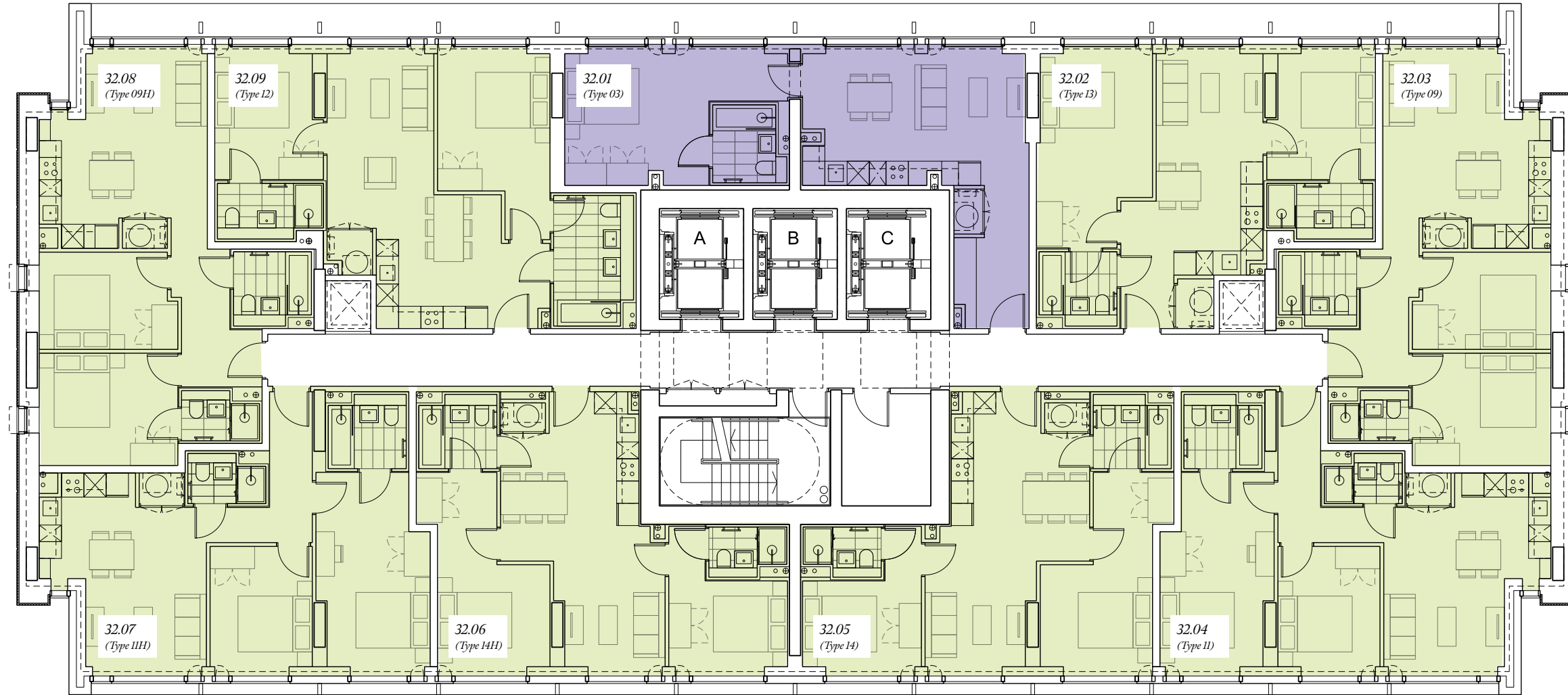
32nd Floor



VISION MANCHESTER

ALLIANCE INVESTMENTS

Vision Manchester Floorplans
visionmanchester.com



1 Bed Apartment
32.01 - (Type 03)

Rooms	m
Kitchen/lounge	6.0 x 3.545 plus 3.855 x 2.2 max
Bedroom 1	3.88 x 3.545
En-suite (1)	2.1 x 1.7

2 Bed Apartment
32.02 - (Type 13)

Rooms	m
Kitchen/lounge	7.4 x 2.875
Bedroom 1	5.23 x 3.025
En-suite (1)	2.1 x 1.7
Bedroom 2	3.390 x 2.625 (min)
En-suite (2)	1.2 x 2.855

2 Bed Apartment
32.03 - (Type 09)

Rooms	m
Kitchen/lounge	3.47 x 4.525 plus 1.77 x 3.275
Bedroom 1	3.37 x 3.025
En-suite (1)	1.0 x 2.1
Bedroom 2	3.37 x 2.620
Bathroom	2.1 x 1.7
Hall (est)	3.71 x 1.3

2 Bed Apartment
32.04 - (Type 11)

Rooms	m
Kitchen/lounge	5.24 x 4.5 (max)
Bedroom 1	5.23 x 2.775
En-suite (1)	1.7 x 2.1
Bedroom 2	3.24 x 2.75
Bathroom	2.1 x 1.0
Hall	3.11 x 1.150

2 Bed Apartment
32.05 - (Type 14)

Rooms	m
Kitchen/lounge	7.4 x 3.725 (max)
Bedroom 1	2.745 x 3.025 plus 2.485 x 1.595
En-suite (1)	2.1 x 1.7
Bedroom 2	3.2 x 2.31
Bathroom	2.1 x 1.0

2 Bed Apartment
32.06 - (Type 14H)

Rooms	m
Kitchen/lounge	7.4 x 3.725 (max)
Bedroom 1	2.745 x 3.025 plus 2.485 x 1.595
En-suite (1)	2.1 x 1.7
Bedroom 2	3.2 x 2.31
Bathroom	2.1 x 1.0

2 Bed Apartment
32.07 - (Type 11H)

Rooms	m
Kitchen/lounge	5.24 x 4.5 (max)
Bedroom 1	5.23 x 2.775
En-suite (1)	1.7 x 2.1
Bedroom 2	3.24 x 2.75
Bathroom	2.1 x 1.0
Hall	3.11 x 1.150

2 Bed Apartment
32.08 - (Type 09H)

Rooms	m
Kitchen/lounge	3.47 x 4.525 plus 1.77 x 3.275
Bedroom 1	3.37 x 3.025
En-suite (1)	1.0 x 2.1
Bedroom 2	3.37 x 2.620
Bathroom	2.1 x 1.7
Hall (est)	3.71 x 1.3

2 Bed Apartment
32.09 - (Type 12)

Rooms	m
Kitchen/lounge	7.4 x 4.675 (max)
Bedroom 1	3.695 x 3.025
En-suite (1)	3.515 x 1.8
Bedroom 2	3.39 x 2.625
Bathroom	2.855 x 1.2



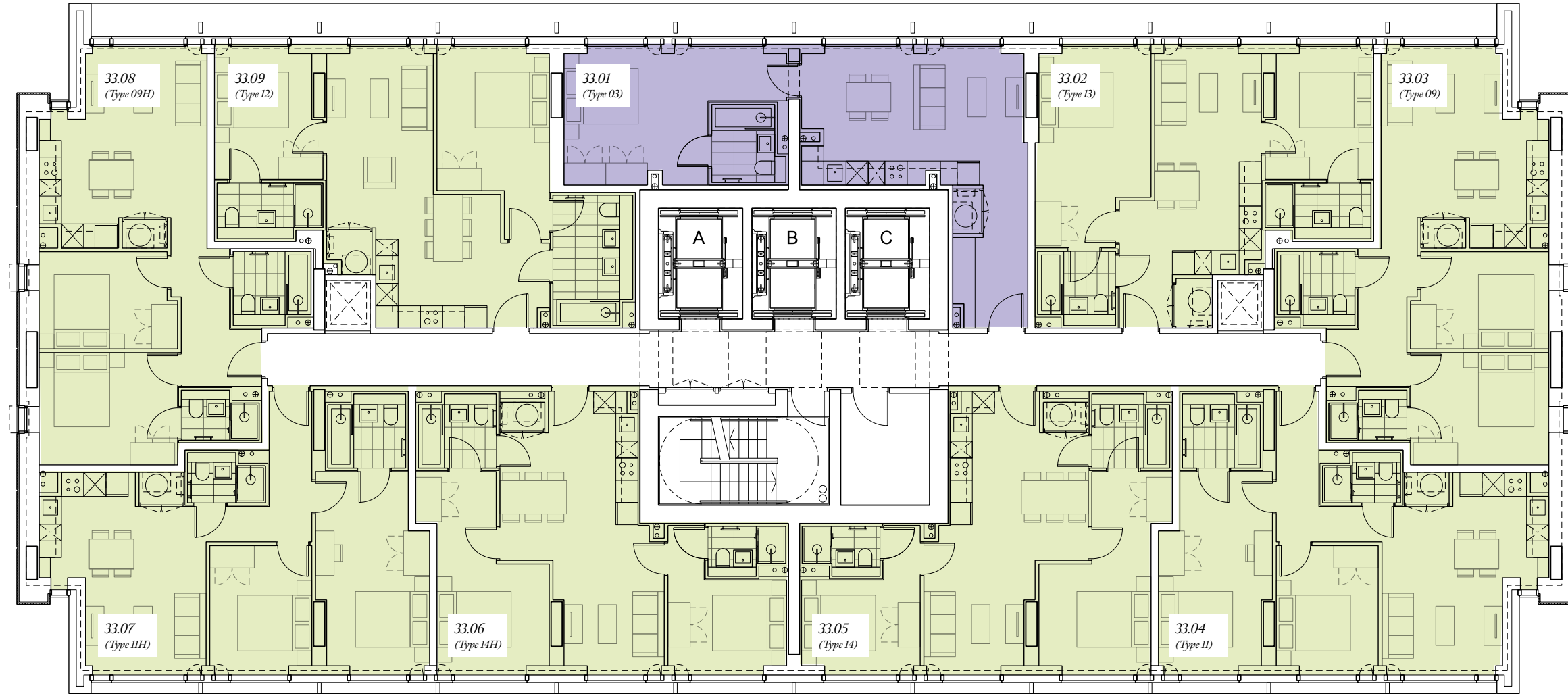
33rd Floor



VISION MANCHESTER

ALLIANCE INVESTMENTS

Vision Manchester Floorplans
visionmanchester.com



1 Bed Apartment
33.01 - (Type 03)

Rooms	m
Kitchen/lounge	6.0 x 3.545 plus 3.855 x 2.2 max
Bedroom 1	3.88 x 3.545
En-suite (1)	2.1 x 1.7

2 Bed Apartment
33.02 - (Type 13)

Rooms	m
Kitchen/lounge	7.4 x 2.875
Bedroom 1	5.23 x 3.025
En-suite (1)	2.1 x 1.7
Bedroom 2	3.390 x 2.625 (min)
En-suite (2)	1.2 x 2.855

2 Bed Apartment
33.03 - (Type 09)

Rooms	m
Kitchen/lounge	3.47 x 4.525 plus 1.77 x 3.275
Bedroom 1	3.37 x 3.025
En-suite (1)	1.0 x 2.1
Bedroom 2	3.37 x 2.620
Bathroom	2.1 x 1.7
Hall (est)	3.71 x 1.3

2 Bed Apartment
33.04 - (Type 11)

Rooms	m
Kitchen/lounge	5.24 x 4.5 (max)
Bedroom 1	5.23 x 2.775
En-suite (1)	1.7 x 2.1
Bedroom 2	3.24 x 2.75
Bathroom	2.1 x 1.0
Hall	3.11 x 1.150

2 Bed Apartment
33.05 - (Type 14)

Rooms	m
Kitchen/lounge	7.4 x 3.725 (max)
Bedroom 1	2.745 x 3.025 plus 2.485 x 1.595
En-suite (1)	2.1 x 1.7
Bedroom 2	3.2 x 2.31
Bathroom	2.1 x 1.0

2 Bed Apartment
33.06 - (Type 14H)

Rooms	m
Kitchen/lounge	7.4 x 3.725 (max)
Bedroom 1	2.745 x 3.025 plus 2.485 x 1.595
En-suite (1)	2.1 x 1.7
Bedroom 2	3.2 x 2.31
Bathroom	2.1 x 1.0

2 Bed Apartment
33.07 - (Type 11H)

Rooms	m
Kitchen/lounge	5.24 x 4.5 (max)
Bedroom 1	5.23 x 2.775
En-suite (1)	1.7 x 2.1
Bedroom 2	3.24 x 2.75
Bathroom	2.1 x 1.0
Hall	3.11 x 1.150

2 Bed Apartment
33.08 - (Type 09H)

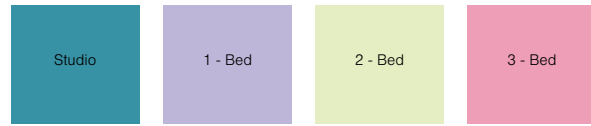
Rooms	m
Kitchen/lounge	3.47 x 4.525 plus 1.77 x 3.275
Bedroom 1	3.37 x 3.025
En-suite (1)	1.0 x 2.1
Bedroom 2	3.37 x 2.620
Bathroom	2.1 x 1.7
Hall (est)	3.71 x 1.3

2 Bed Apartment
33.09 - (Type 12)

Rooms	m
Kitchen/lounge	7.4 x 4.675 (max)
Bedroom 1	3.695 x 3.025
En-suite (1)	3.515 x 1.8
Bedroom 2	3.39 x 2.625
Bathroom	2.855 x 1.2



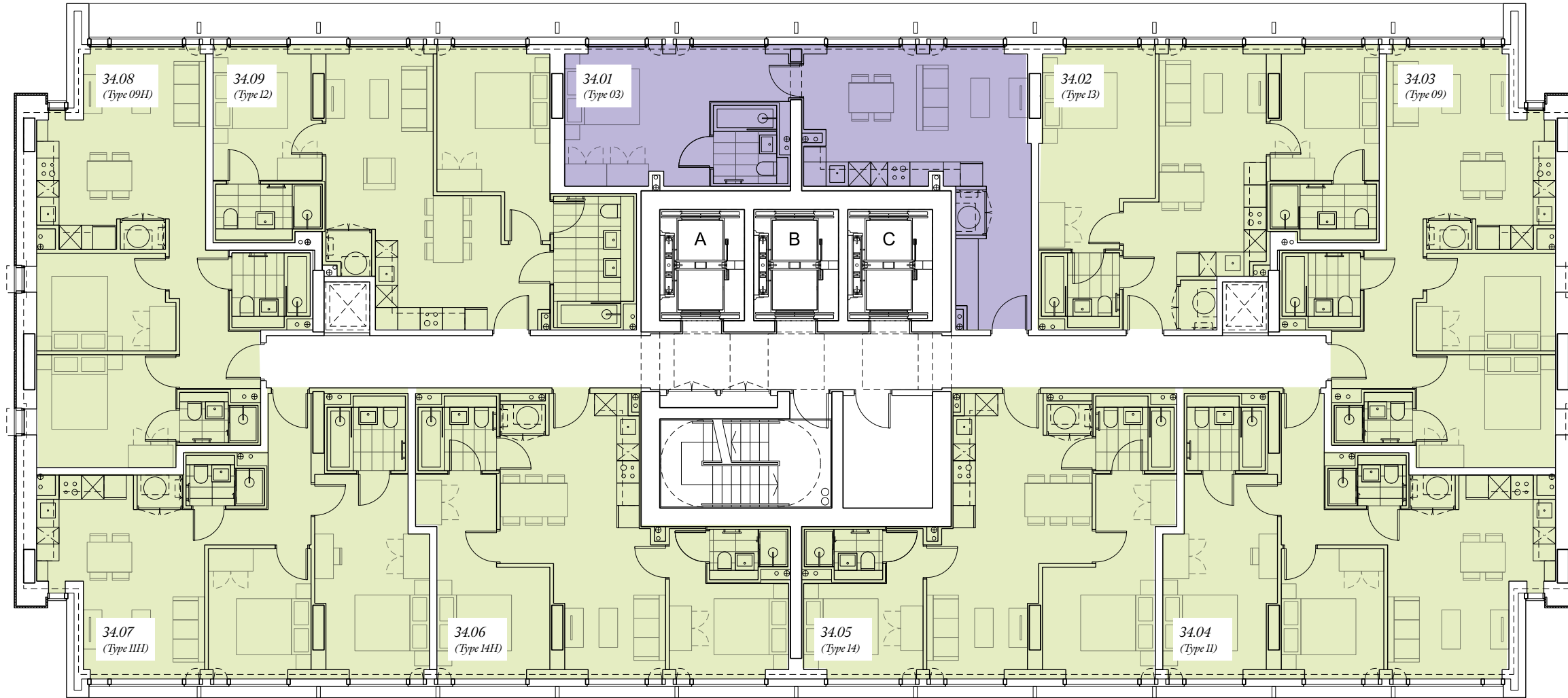
34th Floor



VISION
MANCHESTER

ALLIANCE
INVESTMENTS

Vision Manchester
Floorplans
visionmanchester.com



1 Bed Apartment
34.01 - (Type 03)

Rooms	m
Kitchen/lounge	6.0 x 3.545 plus 3.855 x 2.2 max
Bedroom 1	3.88 x 3.545
En-suite (1)	2.1 x 1.7

2 Bed Apartment
34.02 - (Type 13)

Rooms	m
Kitchen/lounge	7.4 x 2.875
Bedroom 1	5.23 x 3.025
En-suite (1)	2.1 x 1.7
Bedroom 2	3.390 x 2.625 (min)
En-suite (2)	1.2 x 2.855

2 Bed Apartment
34.03 - (Type 09)

Rooms	m
Kitchen/lounge	3.47 x 4.525 plus 1.77 x 3.275
Bedroom 1	3.37 x 3.025
En-suite (1)	1.0 x 2.1
Bedroom 2	3.37 x 2.620
Bathroom	2.1 x 1.7
Hall (est)	3.71 x 1.3

2 Bed Apartment
34.04 - (Type 11)

Rooms	m
Kitchen/lounge	5.24 x 4.5 (max)
Bedroom 1	5.23 x 2.775
En-suite (1)	1.7 x 2.1
Bedroom 2	3.24 x 2.75
Bathroom	2.1 x 1.0
Hall	3.11 x 1.150

2 Bed Apartment
34.05 - (Type 14)

Rooms	m
Kitchen/lounge	7.4 x 3.725 (max)
Bedroom 1	2.745 x 3.025 plus 2.485 x 1.595
En-suite (1)	2.1 x 1.7
Bedroom 2	3.2 x 2.31
Bathroom	2.1 x 1.0

2 Bed Apartment
34.06 - (Type 14H)

Rooms	m
Kitchen/lounge	7.4 x 3.725 (max)
Bedroom 1	2.745 x 3.025 plus 2.485 x 1.595
En-suite (1)	2.1 x 1.7
Bedroom 2	3.2 x 2.31
Bathroom	2.1 x 1.0

2 Bed Apartment
34.07 - (Type 11H)

Rooms	m
Kitchen/lounge	5.24 x 4.5 (max)
Bedroom 1	5.23 x 2.775
En-suite (1)	1.7 x 2.1
Bedroom 2	3.24 x 2.75
Bathroom	2.1 x 1.0
Hall	3.11 x 1.150

2 Bed Apartment
34.08 - (Type 09H)

Rooms	m
Kitchen/lounge	3.47 x 4.525 plus 1.77 x 3.275
Bedroom 1	3.37 x 3.025
En-suite (1)	1.0 x 2.1
Bedroom 2	3.37 x 2.620
Bathroom	2.1 x 1.7
Hall (est)	3.71 x 1.3

2 Bed Apartment
34.09 - (Type 12)

Rooms	m
Kitchen/lounge	7.4 x 4.675 (max)
Bedroom 1	3.695 x 3.025
En-suite (1)	3.515 x 1.8
Bedroom 2	3.39 x 2.625
Bathroom	2.855 x 1.2



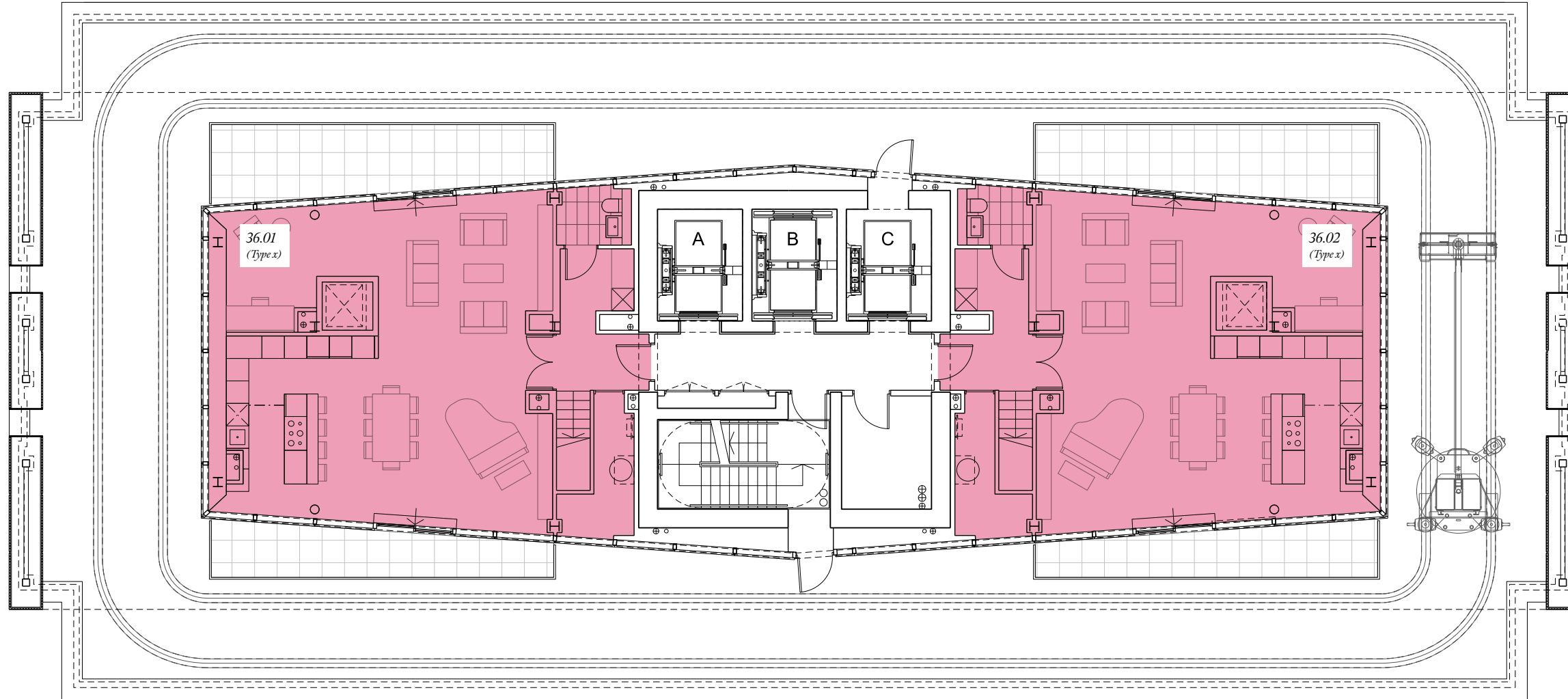
36th Floor

Studio	1 - Bed	2 - Bed	3 - Bed
--------	---------	---------	---------

VISION
MANCHESTER

ALLIANCE
INVESTMENTS

Vision Manchester
Floorplans
visionmanchester.com





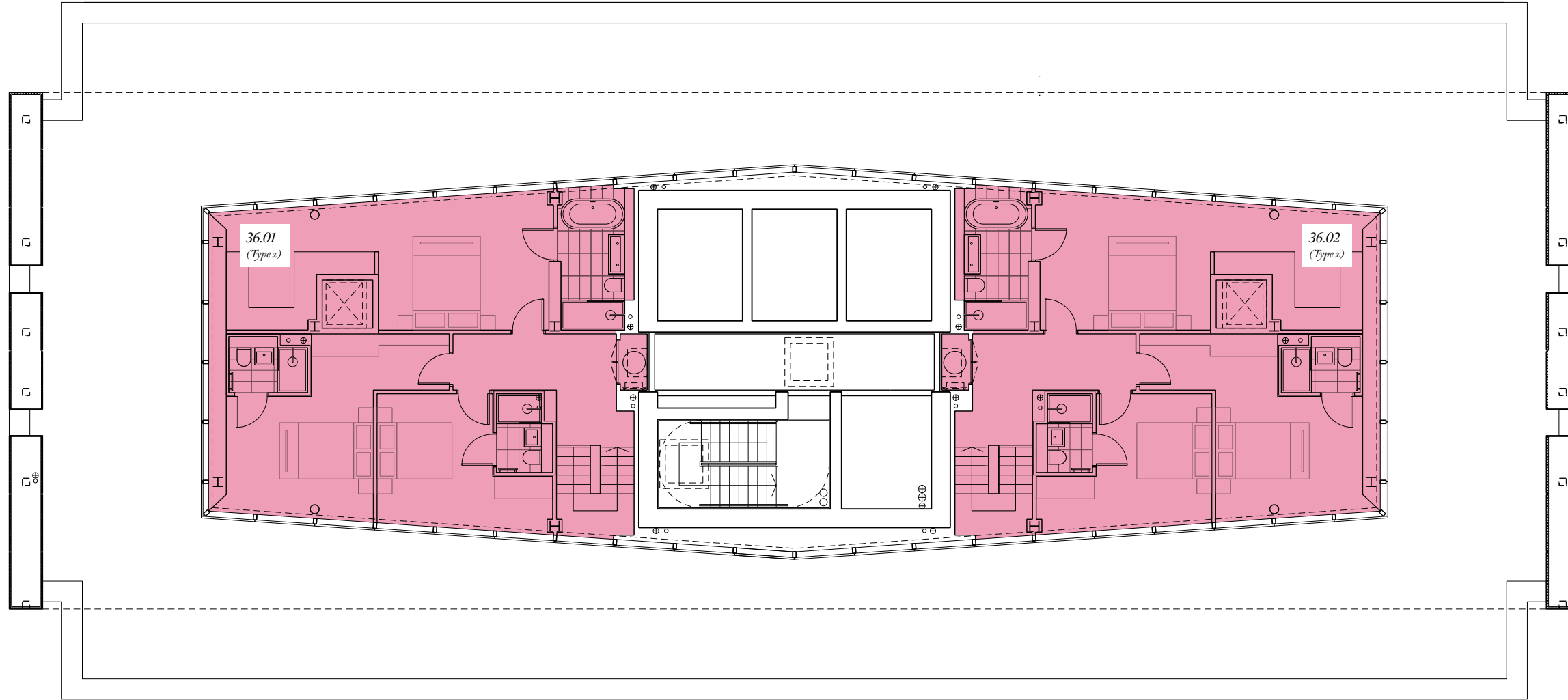
37th Floor

Studio	1 - Bed	2 - Bed	3 - Bed
--------	---------	---------	---------

VISION
MANCHESTER

ALLIANCE
INVESTMENTS

Vision Manchester
Floorplans
visionmanchester.com



VISION

MANCHESTER

*** Where possible measurements have been taken from the central point of the room

*** The listed dimensions are indicative and are for reference only. These dimensions do not relate to the overall apartment areas. i.e angled floor plan and internal rooms.

MISREPRESENTATION ACT: Alliance Investments Real Estate LTD for themselves and for the vendors or lessors of this property, whose agents they are give notice that: a) all particulars are set out as general outline only for the guidance of intending purchasers or lessees, and do not comprise part of an offer or contract: b) all descriptions, dimensions, references to condition and necessary permissions for use and occupation, and other details are given in good faith and are believe to be correct but any intending purchasers or tenants should not rely on them as statements or representations of fact but must satisfy themselves by inspection or otherwise as to the correctness of each of them. c) no person in the employment of Alliance Investments Real Estate LTD has any authority to make any representation of warranty whatsoever in relation to this property.

For more information please visit www.visionmanchester.com

